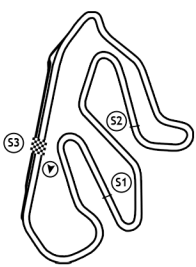


CIRCUIT DE LEDENON - 3,150 KM

20 & 21 SEPTEMBRE 2014

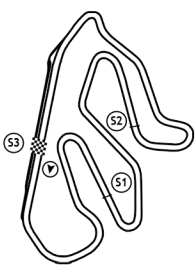
Cl	Num	Team	Cat	Classe	Cond 1	Tps pilote 1	Cond 2	Tps pilote 2	Cond 3	Tps pilote 3	Temps	Ecart	Vitesse
1	860	G.M.SPORT	A	CC/RCC	[1]	PATE Bertrand	1:47.227	MAIO Guillaume	1:46.971		1:47.099		105,88
2	532	CONDOM AUTO SPORT	A	207	[1]	CASTAGNE Bernard	1:46.868	GACHITEGUY Emmanuel	1:47.487		1:47.177	+0.078	105,80
3	578	SITE DE POISSY	A	207	[2]	ALLOT Sebastien	1:46.308	TREMBLAY Vincent	1:48.197		1:47.252	+0.153	105,73
4	617	ESPACE RACING	A	207	[3]	DUTHIL Dorian	1:47.490	PRUVOT Patrice	1:47.744	LABESCAT Franck	1:47.127	+0.354	105,53
5	525	P&R COMPÉTITION	A	207	[4]	PREGNIARD Daniel	1:48.316	BLARY Stephane	1:48.056		1:48.186	+1.087	104,81
6	609	G.M.SPORT	A	207	[5]	GUILLOU Bernard	1:49.006	LELANDAIS Jérôme	1:48.111		1:48.558	+1.459	104,46
7	551	PRT	A	207	[6]	PLUBEL Guillaume	1:48.256	PLUBEL Charles	1:49.737		1:48.996	+1.897	104,04
8	509	G.M.SPORT	A	207	[7]	FAYE Michel	1:48.858	BERNARDEAU Alain	1:49.304		1:49.081	+1.982	103,95
9	577	GEDIRACING	A	207	[8]	CAILLET Patrick	1:50.075	CAILLET Jean-Patrick	1:48.125	DUPLAN Christophe	1:49.713	+2.205	103,74
10	714	MARTIAL COMPETITION	A	207	[9]	MARGUERITAT Damien	1:49.050	MARGUERITAT Jérôme	1:49.276	SERVES Olivier	1:50.718	+2.582	103,39
11	801	MONTBELIARD	A	206S16	[1]	CICILIANI Eric	1:49.705	CHAPUIS Fred	1:49.690		1:49.697	+2.598	103,37
12	538	HRC	A	207	[10]	ANGLADE Laurent	1:48.781	PEYRAT Jérôme	1:50.850		1:49.815	+2.716	103,26
13	844	AZUR RENT	A	206S16	[2]	COURTOIS Bruno	1:50.070	COURTOIS Arnaud	1:50.447	COURTOIS Blaise	1:49.917	+3.045	102,95
14	856	TEAM VILLEFRANCHE	A	206S16	[3]	FLOS Claude	1:50.363	MANDRA Nicolas	1:50.440		1:50.401	+3.302	102,71
15	812	VOLANT CLUB 31	A	206S16	[4]	COUSSERAND Didier	1:51.246	ARTIERES Nicolas	1:50.827		1:51.036	+3.937	102,12
16	805	TEAM BERNARD RACING	A	206S16	[5]	ISSARTEL Dominique	1:50.203	MANSON Frederic	1:51.937		1:51.070	+3.971	102,09
17	802	MONTBELIARD	A	206S16	[6]	DAUSSE Dominique	1:50.422	RAILLARD Serge	1:51.739		1:51.080	+3.981	102,08
18	851	MRG RACING	A	206S16	[7]	GUERNE Willy	1:51.295	ANDRES DENIS	1:51.001		1:51.148	+4.049	102,02
19	615	GPA RACING	A	207	[11]	BIDAULT Michel	1:52.647	NICLOT Franck	1:50.160		1:51.403	+4.304	101,79
20	828	RG RACING TEAM	A	206S16	[8]	GIGON Florian	1:51.264	ROBERT Davy	1:51.751		1:51.507	+4.408	101,69
21	803	MONTBELIARD	A	206S16	[9]	CHEVALIER Jérémy	1:51.765	CHEVALIER Guillaume	1:51.551	PERSONENI Stephane	1:51.997	+4.672	101,45
22	857	SITE DE POISSY	A	206S16	[10]	DESBORDES Bruno	1:52.330	PIFFAULT Gérard	1:51.327	BALEM Quentin	1:52.243	+4.867	101,28
23	819	MP COMPETITION	A	206S16	[11]	PREVOST Pierre	1:51.816	VINCENT Claude	1:53.647	TARALLO Sylvain	1:51.770	+5.312	100,87
24	839	CHAMPAGNOLE	B	B-206	[1]	MATHIS Martin	1:52.162	VANTARD Bernard	1:54.024		1:53.093	+5.994	100,27
25	837	HRC	A	206S16	[12]	MORILLAS Simon	1:53.569	VADOT Gaetan	1:52.954		1:53.261	+6.162	100,12
26	831	VOLANT CLUB 31	B	206S16	[13]	FROBERGER Bastien	1:52.573	FROBERGER Didier	1:53.966		1:53.269	+6.170	100,11
27	838	HRC	A	206S16	[14]	ROGER Hervé	1:52.728	PARCINSKI Eric	1:55.623		1:54.175	+7.076	99,32
28	840	TEAM PICA	A	206S16	[15]	CAVANNA Guy	1:54.826	ORSO Cyril	1:55.276	LEVO Grégory	1:52.984	+7.263	99,15
29	800	SRC	B	B-206	[2]	SALIN Maxim	1:52.990	SALIN David	1:54.288	TALOUARN Jean-Marc	1:59.260	+8.413	98,17
30	806	TEAM BERNARD RACING	B	B-206	[3]	BARATON Patrice	1:57.674	RAVEAU Jean Claude	1:56.741		1:57.207	+10.108	96,75





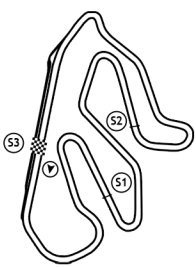
CIRCUIT DE LEDENON - 3,150 KM
20 & 21 SEPTEMBRE 2014

Seq	Num	Heure	Secteur 1	Secteur 2	Secteur 3	Tour	Temps
509 G.M.SPORT							
1							START
6	509	2:02.821		33.774	41.905	1	
33	509	3:52.032	36.270	32.610	40.331	2	1:49.211
62	509	5:41.273	36.633	32.116	40.492	3	1:49.241
91	509	7:30.861	36.841	32.100	40.647	4	1:49.588
120	509	9:20.917	36.307	32.838	40.911	5	1:50.056
148	509	[IN] 11:08.297	36.925	33.505	36.950	6	
224	509	16:16.388		32.945	42.257	7	
245	509	18:06.202	36.581	32.206	41.027	8	1:49.814
267	509	19:56.342	36.489	32.574	41.077	9	1:50.140
287	509	21:46.979	37.083	32.529	41.025	10	1:50.637
309	509	23:37.778	37.067	32.559	41.173	11	1:50.799
335	509	25:27.613	36.374	31.968	41.493	12	1:49.835
358	509	27:16.917	36.642	31.895	40.767	13	1:49.304
382	509	29:06.516	36.130	32.435	41.034	14	1:49.599
408	509	30:56.690	36.397	32.963	40.814	15	1:50.174
432	509	32:46.931	36.279	32.483	41.479	16	1:50.241
457	509	34:37.219	36.324	32.251	41.713	17	1:50.288
482	509	36:27.979	37.171	32.513	41.076	18	1:50.760
505	509	[IN] 38:17.695	38.327	32.818	38.571	19	
568	509	43:21.845		33.039	43.239	20	
593	509	45:13.011	37.962	32.311	40.893	21	1:51.166
617	509	47:02.970	36.530	32.612	40.817	22	1:49.959
635	509	48:53.112	36.820	32.453	40.869	23	1:50.142
657	509	50:44.975	37.153	32.860	41.850	24	1:51.863
682	509	52:35.388	37.012	32.278	41.123	25	1:50.413
708	509	54:24.743	36.344	32.159	40.852	26	1:49.355
732	509	56:13.601	36.277	31.994	40.587	27	1:48.858
757	509	58:03.317	36.842	32.306	40.568	28	1:49.716
781	509	59:52.427	36.312	32.179	40.619	29	1:49.110
783		1h00:00.270					FINISH
805	509	1h01:41.548	35.940	32.505	40.676	30	1:49.121



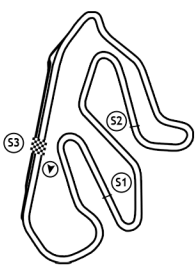
CIRCUIT DE LEDENON - 3,150 KM
20 & 21 SEPTEMBRE 2014

Seq	Num	Heure	Secteur 1	Secteur 2	Secteur 3	Tour	Temps
525 P&R COMPÉTITION							
1							START
3	525	1:54.399		32.279	40.279	1	
30	525	3:44.031	36.618	32.031	40.983	2	1:49.632
59	525	5:32.347	36.361	31.888	40.067	3	1:48.316
88	525	[IN] 7:18.156	36.536	33.499	35.774	4	
151	525	11:17.466		32.532	41.265	5	
178	525	13:05.957	36.013	31.998	40.480	6	1:48.491
201	525	14:54.816	35.886	32.520	40.453	7	1:48.859
228	525	16:42.872	35.696	32.126	40.234	8	1:48.056
249	525	18:31.126	35.679	32.132	40.443	9	1:48.254
271	525	20:20.021	35.824	32.178	40.893	10	1:48.895
292	525	22:08.418	35.782	32.043	40.572	11	1:48.397
316	525	[IN] 23:57.093	36.956	35.061	36.658	12	
368	525	27:53.100		32.508	40.901	13	
392	525	29:42.926	36.434	32.403	40.989	14	1:49.826
418	525	31:32.178	36.321	32.518	40.413	15	1:49.252
442	525	33:23.210	36.227	32.485	42.320	16	1:51.032
465	525	35:12.943	36.519	32.466	40.748	17	1:49.733
490	525	37:02.396	36.272	32.414	40.767	18	1:49.453
514	525	38:52.548	36.462	32.338	41.352	19	1:50.152
534	525	40:41.443	36.050	32.322	40.523	20	1:48.895
557	525	42:32.226	36.469	32.850	41.464	21	1:50.783
582	525	44:21.378	36.508	32.275	40.369	22	1:49.152
608	525	46:10.556	36.131	32.271	40.776	23	1:49.178
627	525	[IN] 47:55.128	37.291	32.630	34.651	24	
674	525	51:52.945		33.408	41.075	25	
699	525	53:42.161	36.422	32.248	40.546	26	1:49.216
722	525	55:32.102	36.761	32.116	41.064	27	1:49.941
747	525	57:22.153	36.825	32.522	40.704	28	1:50.051
770	525	59:11.086	36.033	31.982	40.918	29	1:48.933
783		1h00:00.270					FINISH
794	525	1h01:00.555	36.171	32.473	40.825	30	1:49.469



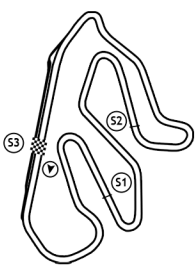
CIRCUIT DE LEDENON - 3,150 KM
20 & 21 SEPTEMBRE 2014

Seq	Num	Heure	Secteur 1	Secteur 2	Secteur 3	Tour	Temps
532 CONDOM AUTO SPORT							
1							START
24	532	2:59.129		32.481	40.048	1	
53	532	4:46.088	35.847	31.546	39.566	2	1:46.959
83	532	6:33.120	35.718	31.508	39.806	3	1:47.032
111	532	8:20.240	35.662	31.831	39.627	4	1:47.120
138	532	10:07.108	35.915	31.423	39.530	5	1:46.868
166	532	11:55.224	36.038	31.913	40.165	6	1:48.116
190	532	13:42.697	35.615	31.732	40.126	7	1:47.473
212	532	[IN] 15:26.966	35.412	32.095	36.762	8	
261	532	19:45.325		32.949	40.664	9	
284	532	21:33.666	36.048	31.974	40.319	10	1:48.341
307	532	23:27.663	35.873	35.125	42.999	11	1:53.997
331	532	25:18.784	36.718	32.472	41.931	12	1:51.121
356	532	27:06.287	35.750	31.693	40.060	13	1:47.503
380	532	28:54.236	35.769	31.967	40.213	14	1:47.949
404	532	30:44.961	36.150	31.930	42.645	15	1:50.725
429	532	32:32.448	35.537	31.835	40.115	16	1:47.487
454	532	[IN] 34:22.136	36.651	33.057	39.980	17	
515	532	39:01.536		31.886	40.464	18	
535	532	40:48.980	35.504	31.847	40.093	19	1:47.444
559	532	42:36.410	35.750	31.699	39.981	20	1:47.430
594	532	[IN] 45:19.437	35.773	56.861	1:10.393	21	
783		1h00:00.270					FINISH



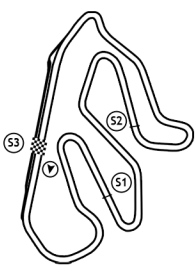
CIRCUIT DE LEDENON - 3,150 KM
20 & 21 SEPTEMBRE 2014

Seq	Num	Heure	Secteur 1	Secteur 2	Secteur 3	Tour	Temps
538 HRC							
	1						START
20	538	2:40.634		34.015	42.163	1	
49	538	4:30.158	35.865	32.464	41.195	2	1:49.524
78	538	6:20.184	36.498	32.614	40.914	3	1:50.026
108	538	8:09.629	36.007	32.288	41.150	4	1:49.445
136	538	9:59.219	35.948	32.605	41.037	5	1:49.590
165	538	[IN] 11:48.007	37.140	32.461	39.187	6	
223	538	16:13.476		34.698	44.996	7	
243	538	18:03.708	35.973	32.580	41.679	8	1:50.232
263	538	19:53.858	35.911	32.847	41.392	9	1:50.150
285	538	21:44.410	36.550	32.258	41.744	10	1:50.552
308	538	23:33.191	35.716	32.353	40.712	11	1:48.781
332	538	[IN] 25:22.982	36.504	33.635	39.652	12	
405	538	30:47.733		33.262	41.694	13	
430	538	32:39.939	37.005	33.658	41.543	14	1:52.206
456	538	34:33.555	36.993	33.175	43.448	15	1:53.616
481	538	36:24.881	37.156	32.795	41.375	16	1:51.326
504	538	38:15.731	36.707	32.873	41.270	17	1:50.850
525	538	40:07.387	36.224	33.958	41.474	18	1:51.656
548	538	41:58.825	37.303	33.130	41.005	19	1:51.438
573	538	43:49.734	36.924	32.733	41.252	20	1:50.909
599	538	45:41.957	37.574	33.539	41.110	21	1:52.223
621	538	47:34.254	37.388	33.215	41.694	22	1:52.297
640	538	49:26.725	37.338	33.215	41.918	23	1:52.471
663	538	51:18.408	36.847	32.519	42.317	24	1:51.683
688	538	53:10.804	37.000	33.018	42.378	25	1:52.396
714	538	55:02.021	37.016	32.679	41.522	26	1:51.217
739	538	56:53.358	36.548	32.875	41.914	27	1:51.337
763	538	[IN] 58:39.246	36.292	32.615	36.981	28	
783		1h00:00.270					FINISH



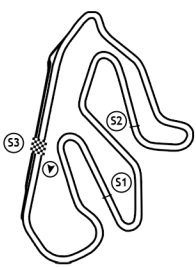
CIRCUIT DE LEDENON - 3,150 KM
20 & 21 SEPTEMBRE 2014

Seq	Num	Heure	Secteur 1	Secteur 2	Secteur 3	Tour	Temps
551 PRT							
1							START
23	551	2:58.970		34.295	41.506	1	
54	551	4:47.651	36.671	31.843	40.167	2	1:48.681
84	551	6:36.815	35.985	31.974	41.205	3	1:49.164
114	551	8:26.341	35.961	32.969	40.596	4	1:49.526
141	551	10:14.987	35.736	32.074	40.836	5	1:48.646
169	551	12:03.243	36.037	31.813	40.406	6	1:48.256
191	551	13:52.712	36.061	32.385	41.023	7	1:49.469
215	551	[IN] 15:36.008	36.293	32.193	34.810	8	
274	551	20:48.141		33.274	42.556	9	
295	551	22:41.910	39.103	32.926	41.740	10	1:53.769
321	551	24:34.408	38.547	32.712	41.239	11	1:52.498
347	551	26:24.812	36.801	32.443	41.160	12	1:50.404
372	551	28:14.549	36.633	32.151	40.953	13	1:49.737
397	551	30:05.404	37.194	32.190	41.471	14	1:50.855
425	551	32:22.262	36.387	32.138	1:08.333	15	2:16.858
450	551	34:13.964	37.368	32.712	41.622	16	1:51.702
476	551	36:04.123	36.367	32.645	41.147	17	1:50.159
500	551	[IN] 37:52.157	36.601	32.722	38.711	18	
564	551	43:06.457		34.461	41.329	19	
587	551	44:56.036	36.030	32.534	41.015	20	1:49.579
612	551	46:45.373	36.239	32.129	40.969	21	1:49.337
631	551	48:34.159	36.165	32.013	40.608	22	1:48.786
653	551	50:22.516	36.049	31.972	40.336	23	1:48.357
679	551	52:10.872	36.019	31.904	40.433	24	1:48.356
705	551	53:59.233	36.188	31.893	40.280	25	1:48.361
730	551	55:48.669	35.849	31.860	41.727	26	1:49.436
752	551	57:37.728	36.345	32.467	40.247	27	1:49.059
778	551	59:37.580	36.342	35.167	48.343	28	1:59.852
783		1h00:00.270					FINISH
802	551	1h01:26.312	35.964	32.219	40.549	29	1:48.732



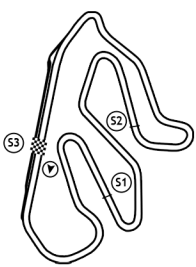
CIRCUIT DE LEDENON - 3,150 KM
20 & 21 SEPTEMBRE 2014

Seq	Num	Heure	Secteur 1	Secteur 2	Secteur 3	Tour	Temps
577 GEDIRACING							
1							START
15	577	2:20.537		32.004	40.877	1	
43	577	4:10.123	36.400	32.479	40.707	2	1:49.586
72	577	5:59.038	36.360	31.993	40.562	3	1:48.915
99	577	7:48.331	36.264	31.852	41.177	4	1:49.293
124	577	9:37.477	36.297	32.008	40.841	5	1:49.146
154	577	11:26.351	36.038	32.059	40.777	6	1:48.874
180	577	13:15.084	36.115	31.823	40.795	7	1:48.733
203	577	15:04.165	36.170	32.069	40.842	8	1:49.081
230	577	16:52.290	35.784	32.048	40.293	9	1:48.125
250	577	[IN] 18:37.991	36.392	32.082	37.227	10	
304	577	23:13.980		32.557	41.072	11	
328	577	25:04.735	36.270	32.566	41.919	12	1:50.755
353	577	26:54.879	36.406	32.676	41.062	13	1:50.144
377	577	28:45.763	36.784	32.998	41.102	14	1:50.884
402	577	30:36.418	36.746	32.664	41.245	15	1:50.655
426	577	32:28.477	36.910	33.107	42.042	16	1:52.059
452	577	34:20.347	36.946	33.058	41.866	17	1:51.870
478	577	36:10.422	36.590	32.626	40.859	18	1:50.075
501	577	[IN] 37:56.125	36.275	32.652	36.776	19	
556	577	42:29.454		34.128	41.964	20	
581	577	44:19.980	36.865	32.695	40.966	21	1:50.526
607	577	46:09.862	36.589	32.546	40.747	22	1:49.882
628	577	48:03.524	37.301	34.729	41.632	23	1:53.662
648	577	49:53.237	36.499	32.739	40.475	24	1:49.713
671	577	51:43.116	36.126	32.583	41.170	25	1:49.879
696	577	53:34.830	36.581	32.845	42.288	26	1:51.714
719	577	55:24.587	36.451	32.370	40.936	27	1:49.757
742	577	57:14.474	36.743	32.726	40.418	28	1:49.887
767	577	59:04.588	36.469	32.514	41.131	29	1:50.114
783		1h00:00.270					FINISH
792	577	1h00:55.159	36.780	32.477	41.314	30	1:50.571



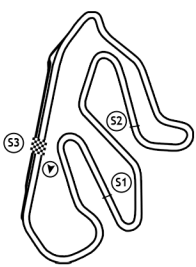
CIRCUIT DE LEDENON - 3,150 KM
20 & 21 SEPTEMBRE 2014

Seq	Num	Heure	Secteur 1	Secteur 2	Secteur 3	Tour	Temps
578 SITE DE POISSY							
1							START
5	578	2:02.547		33.353	41.065	1	
32	578	3:50.455	35.618	32.203	40.087	2	1:47.908
60	578	5:37.375	35.706	31.413	39.801	3	1:46.920
89	578	7:24.269	35.352	31.605	39.937	4	1:46.894
118	578	9:11.182	35.434	31.705	39.774	5	1:46.913
147	578	10:57.686	35.218	31.566	39.720	6	1:46.504
175	578	12:44.172	35.249	31.522	39.715	7	1:46.486
198	578	14:30.846	35.056	31.420	40.198	8	1:46.674
222	578	[IN] 16:12.403	35.347	31.738	34.472	9	
272	578	20:21.571		32.223	40.669	10	
293	578	22:10.305	36.145	32.040	40.549	11	1:48.734
317	578	23:59.416	36.108	32.541	40.462	12	1:49.111
342	578	25:49.142	36.199	32.240	41.287	13	1:49.726
366	578	27:38.150	36.019	32.310	40.679	14	1:49.008
388	578	29:27.820	36.179	32.849	40.642	15	1:49.670
412	578	31:17.347	36.237	32.497	40.793	16	1:49.527
436	578	33:06.230	36.348	31.951	40.584	17	1:48.883
462	578	34:55.088	36.138	32.110	40.610	18	1:48.858
487	578	36:43.417	35.868	32.165	40.296	19	1:48.329
510	578	38:31.614	36.170	31.839	40.188	20	1:48.197
529	578	40:21.708	36.038	32.630	41.426	21	1:50.094
553	578	42:10.202	35.824	32.034	40.636	22	1:48.494
577	578	[IN] 43:55.673	36.155	32.319	36.997	23	
638	578	49:20.040		31.828	40.151	24	
660	578	51:07.002	35.300	31.579	40.083	25	1:46.962
686	578	52:53.497	35.214	31.550	39.731	26	1:46.495
711	578	54:40.866	35.655	31.523	40.191	27	1:47.369
734	578	56:27.980	35.351	31.560	40.203	28	1:47.114
759	578	58:14.288	35.167	31.450	39.691	29	1:46.308
783		1h00:00.270					FINISH
784	578	1h00:01.150	35.279	31.678	39.905	30	1:46.862



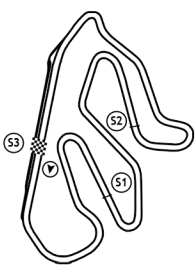
CIRCUIT DE LEDENON - 3,150 KM
20 & 21 SEPTEMBRE 2014

Seq	Num	Heure	Secteur 1	Secteur 2	Secteur 3	Tour	Temps
609 G.M.SPORT							
1							START
11	609	2:14.728		36.253	41.886	1	
40	609	4:03.827	36.683	31.861	40.555	2	1:49.099
69	609	5:54.323	37.651	31.973	40.872	3	1:50.496
98	609	7:44.654	36.749	32.680	40.902	4	1:50.331
123	609	9:34.479	36.122	32.954	40.749	5	1:49.825
152	609	11:23.359	36.480	31.920	40.480	6	1:48.880
179	609	[IN] 13:06.178	35.922	32.208	34.689	7	
240	609	17:51.124		34.208	43.837	8	
260	609	19:42.772	37.886	32.586	41.176	9	1:51.648
283	609	21:32.923	36.895	32.383	40.873	10	1:50.151
305	609	23:22.931	36.126	32.596	41.286	11	1:50.008
330	609	25:12.273	36.032	32.172	41.138	12	1:49.342
355	609	27:01.279	36.210	32.164	40.632	13	1:49.006
378	609	28:50.678	36.362	32.281	40.756	14	1:49.399
403	609	30:40.119	36.188	32.447	40.806	15	1:49.441
428	609	32:29.558	36.292	32.507	40.640	16	1:49.439
451	609	34:19.911	36.268	32.759	41.326	17	1:50.353
477	609	36:09.508	36.594	32.223	40.780	18	1:49.597
502	609	37:58.807	36.210	32.245	40.844	19	1:49.299
523	609	39:48.435	36.495	32.166	40.967	20	1:49.628
545	609	41:37.873	36.345	32.126	40.967	21	1:49.438
572	609	43:27.627	36.333	32.178	41.243	22	1:49.754
596	609	[IN] 45:22.319	39.071	33.077	42.544	23	
643	609	49:40.740		32.014	40.830	24	
666	609	51:30.376	36.316	33.068	40.252	25	1:49.636
691	609	53:18.487	36.071	31.818	40.222	26	1:48.111
715	609	55:07.416	36.322	32.113	40.494	27	1:48.929
740	609	56:55.560	35.890	31.904	40.350	28	1:48.144
764	609	58:44.536	36.346	32.272	40.358	29	1:48.976
783		1h00:00.270					FINISH
789	609	1h00:32.655	35.984	31.800	40.335	30	1:48.119



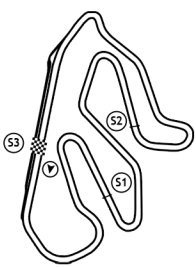
CIRCUIT DE LEDENON - 3,150 KM
20 & 21 SEPTEMBRE 2014

Seq	Num	Heure	Secteur 1	Secteur 2	Secteur 3	Tour	Temps
615 GPA RACING							
1							START
18	615	2:30.174		36.790	44.393	1	
48	615	4:28.153	40.726	34.289	42.964	2	1:57.979
79	615	6:24.353	39.828	33.860	42.512	3	1:56.200
110	615	8:19.746	38.700	33.394	43.299	4	1:55.393
142	615	10:16.285	38.404	34.279	43.856	5	1:56.539
171	615	12:10.934	38.994	33.855	41.800	6	1:54.649
195	615	14:04.459	38.312	33.170	42.043	7	1:53.525
220	615	15:59.282	38.730	33.295	42.798	8	1:54.823
242	615	17:54.089	38.723	33.659	42.425	9	1:54.807
262	615	19:52.511	39.575	33.590	45.257	10	1:58.422
286	615	21:46.058	38.974	33.157	41.416	11	1:53.547
311	615	23:39.265	38.409	33.246	41.552	12	1:53.207
337	615	25:31.912	37.812	33.255	41.580	13	1:52.647
359	615	[IN] 27:25.366	38.816	32.917	41.721	14	
419	615	31:39.245		34.148	41.565	15	
445	615	33:32.980	38.216	33.531	41.988	16	1:53.735
471	615	35:24.375	36.859	33.064	41.472	17	1:51.395
493	615	37:18.329	36.502	33.061	44.391	18	1:53.954
517	615	39:10.944	36.510	32.769	43.336	19	1:52.615
537	615	41:03.722	36.770	35.224	40.784	20	1:52.778
561	615	42:54.427	36.655	32.808	41.242	21	1:50.705
584	615	44:45.085	36.816	32.679	41.163	22	1:50.658
616	615	46:59.351	59.898	33.011	41.357	23	2:14.266
634	615	48:50.222	37.101	32.824	40.946	24	1:50.871
656	615	50:44.688	39.334	33.163	41.969	25	1:54.466
683	615	52:37.434	38.340	32.969	41.437	26	1:52.746
709	615	54:27.990	36.829	33.049	40.678	27	1:50.556
733	615	56:18.644	37.020	32.942	40.692	28	1:50.654
758	615	58:08.804	36.753	32.582	40.825	29	1:50.160
782	615	59:59.219	36.843	32.516	41.056	30	1:50.415
783		1h00:00.270					FINISH
808	615	1h01:50.002	36.597	33.231	40.955	31	1:50.783



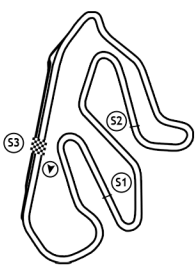
CIRCUIT DE LEDENON - 3,150 KM
20 & 21 SEPTEMBRE 2014

Seq	Num	Heure	Secteur 1	Secteur 2	Secteur 3	Tour	Temps
617 ESPACE RACING							
	1						START
17	617	2:26.837		35.955	43.828	1	
47	617	4:19.139	37.724	32.752	41.826	2	1:52.302
77	617	6:15.410	36.407	32.300	47.564	3	1:56.271
107	617	8:02.537	35.485	31.721	39.921	4	1:47.127
134	617	[IN] 9:52.615	36.917	34.272	38.889	5	
199	617	14:31.318		33.511	45.278	6	
226	617	16:22.744	36.798	33.196	41.432	7	1:51.426
246	617	18:14.017	37.021	33.140	41.112	8	1:51.273
268	617	20:03.494	36.244	32.410	40.823	9	1:49.477
290	617	21:52.842	36.059	32.145	41.144	10	1:49.348
313	617	23:42.628	36.166	32.670	40.950	11	1:49.786
338	617	25:33.632	36.115	33.374	41.515	12	1:51.004
364	617	27:34.186	36.516	32.218	51.820	13	2:00.554
385	617	[IN] 29:22.150	37.977	32.681	37.306	14	
453	617	34:21.904		32.520	40.813	15	
479	617	36:11.379	36.187	32.700	40.588	16	1:49.475
503	617	38:00.681	36.036	32.335	40.931	17	1:49.302
524	617	39:50.162	36.319	32.593	40.569	18	1:49.481
546	617	41:39.510	36.384	32.246	40.718	19	1:49.348
570	617	[IN] 43:23.393	35.976	32.528	35.379	20	
629	617	48:10.114		35.600	42.645	21	
650	617	50:02.261	35.771	33.330	43.046	22	1:52.147
673	617	51:50.005	35.422	31.982	40.340	23	1:47.744
694	617	[IN] 53:32.077	35.743	31.766	34.563	24	
756	617	58:00.731		39.961	51.929	25	
780	617	59:48.221	35.419	31.976	40.095	26	1:47.490
783		1h00:00.270					FINISH
804	617	1h01:37.473	36.351	32.283	40.618	27	1:49.252



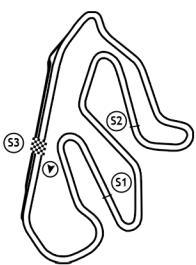
CIRCUIT DE LEDENON - 3,150 KM
20 & 21 SEPTEMBRE 2014

Seq	Num	Heure	Secteur 1	Secteur 2	Secteur 3	Tour	Temps
714 MARTIAL COMPETITION							
	1						START
13	714	2:16.829		35.237	43.394	1	
42	714	4:07.029	36.996	32.292	40.912	2	1:50.200
71	714	5:57.464	36.722	32.477	41.236	3	1:50.435
100	714	7:48.932	36.727	32.235	42.506	4	1:51.468
128	714	9:38.843	36.940	32.141	40.830	5	1:49.911
155	714	11:30.220	37.029	32.322	42.026	6	1:51.377
182	714	13:20.334	36.835	32.337	40.942	7	1:50.114
204	714	15:09.610	36.372	32.055	40.849	8	1:49.276
231	714	17:00.022	36.715	32.247	41.450	9	1:50.412
251	714	[IN] 18:45.796	37.041	31.997	36.736	10	
300	714	22:56.534		32.679	41.045	11	
325	714	24:47.125	37.142	32.464	40.985	12	1:50.591
349	714	26:38.873	36.680	33.920	41.148	13	1:51.748
374	714	28:34.480	41.331	33.577	40.699	14	1:55.607
399	714	30:23.610	36.253	32.132	40.745	15	1:49.130
424	714	32:13.611	36.471	32.340	41.190	16	1:50.001
449	714	34:02.661	36.552	31.933	40.565	17	1:49.050
475	714	35:52.340	36.399	32.433	40.847	18	1:49.679
498	714	37:43.545	36.989	32.989	41.227	19	1:51.205
522	714	39:35.737	36.238	34.602	41.352	20	1:52.192
543	714	41:25.118	36.228	32.301	40.852	21	1:49.381
565	714	43:17.537	36.688	33.722	42.009	22	1:52.419
591	714	[IN] 45:04.031	36.530	32.606	37.358	23	
637	714	49:16.948		34.080	41.749	24	
661	714	51:08.680	36.602	32.896	42.234	25	1:51.732
687	714	53:01.181	37.714	32.924	41.863	26	1:52.501
713	714	54:52.179	36.490	32.854	41.654	27	1:50.998
738	714	56:43.322	36.531	32.939	41.673	28	1:51.143
761	714	58:34.902	36.539	32.856	42.185	29	1:51.580
783		1h00:00.270					FINISH
787	714	1h00:25.620	36.924	32.622	41.172	30	1:50.718



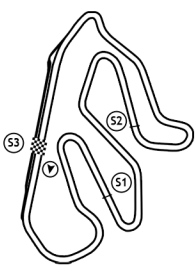
CIRCUIT DE LEDENON - 3,150 KM
20 & 21 SEPTEMBRE 2014

Seq	Num	Heure	Secteur 1	Secteur 2	Secteur 3	Tour	Temps
800 SRC							
1							START
29	800	3:40.833		40.611	44.339	1	
61	800	5:40.050	41.187	33.967	44.063	2	1:59.217
92	800	7:36.341	40.491	33.322	42.478	3	1:56.291
122	800	9:30.393	38.099	33.606	42.347	4	1:54.052
153	800	11:23.383	37.044	33.300	42.646	5	1:52.990
181	800	13:17.196	37.390	33.648	42.775	6	1:53.813
205	800	[IN] 15:10.301	37.619	37.181	38.305	7	
275	800	20:50.733		36.775	46.458	8	
298	800	22:49.915	39.775	36.180	43.227	9	1:59.182
323	800	24:44.810	37.525	34.447	42.923	10	1:54.895
350	800	26:41.317	38.137	34.343	44.027	11	1:56.507
375	800	28:38.787	38.467	35.697	43.306	12	1:57.470
401	800	30:33.075	37.797	33.785	42.706	13	1:54.288
427	800	32:29.236	38.712	34.238	43.211	14	1:56.161
455	800	34:24.290	38.640	33.383	43.031	15	1:55.054
480	800	[IN] 36:12.580	38.045	33.576	36.669	16	
540	800	41:15.141		41.601	49.647	17	
571	800	43:24.940	42.605	37.497	49.697	18	2:09.799
598	800	45:30.632	41.518	36.991	47.183	19	2:05.692
620	800	47:33.258	40.770	36.150	45.706	20	2:02.626
642	800	49:35.478	40.144	35.835	46.241	21	2:02.220
668	800	51:37.120	39.716	36.525	45.401	22	2:01.642
698	800	53:41.299	41.711	36.730	45.738	23	2:04.179
728	800	55:45.975	40.785	36.406	47.485	24	2:04.676
754	800	57:47.098	41.725	34.761	44.637	25	2:01.123
779	800	59:46.358	39.601	35.162	44.497	26	1:59.260
783		1h00:00.270					FINISH
806	800	1h01:45.720	40.097	34.704	44.561	27	1:59.362



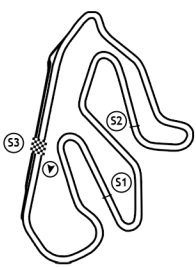
CIRCUIT DE LEDENON - 3,150 KM
20 & 21 SEPTEMBRE 2014

Seq	Num	Heure	Secteur 1	Secteur 2	Secteur 3	Tour	Temps
801 MONTBELIARD							
	1						START
26	801	3:22.766		33.284	41.591	1	
56	801	5:13.084	36.218	32.677	41.423	2	1:50.318
86	801	7:03.444	36.561	32.438	41.361	3	1:50.360
116	801	8:54.378	36.429	32.851	41.654	4	1:50.934
146	801	[IN] 10:47.601	36.665	34.520	42.038	5	
211	801	15:26.472		32.040	41.131	6	
234	801	17:16.177	36.028	32.376	41.301	7	1:49.705
254	801	[IN] 19:11.469	36.291	33.615	45.386	8	
675	801	51:54.882		32.261	41.162	9	
700	801	53:44.572	36.281	32.083	41.326	10	1:49.690
725	801	55:37.529	36.579	33.334	43.044	11	1:52.957
749	801	57:27.773	36.642	32.208	41.394	12	1:50.244
773	801	[IN] 59:19.380	36.396	35.690	39.521	13	
783		1h00:00.270					FINISH



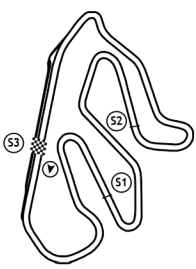
CIRCUIT DE LEDENON - 3,150 KM
20 & 21 SEPTEMBRE 2014

Seq	Num	Heure	Secteur 1	Secteur 2	Secteur 3	Tour	Temps
802 MONTBELIARD							
1							START
21	802	2:47.016		33.013	41.612	1	
51	802	4:37.438	36.580	32.224	41.618	2	1:50.422
80	802	6:28.296	36.796	32.686	41.376	3	1:50.858
109	802	8:19.240	36.551	32.566	41.827	4	1:50.944
139	802	10:10.714	37.093	32.823	41.558	5	1:51.474
168	802	12:01.891	36.783	32.952	41.442	6	1:51.177
192	802	13:53.159	36.699	32.768	41.801	7	1:51.268
217	802	[IN] 15:39.787	36.879	33.166	36.583	8	
277	802	20:55.251		32.842	42.282	9	
297	802	22:47.751	37.226	33.125	42.149	10	1:52.500
322	802	24:39.587	37.056	32.725	42.055	11	1:51.836
348	802	26:31.603	36.810	33.049	42.157	12	1:52.016
373	802	28:23.477	37.033	32.752	42.089	13	1:51.874
398	802	30:15.570	36.890	33.095	42.108	14	1:52.093
423	802	32:07.721	37.008	32.941	42.202	15	1:52.151
448	802	33:59.677	36.990	33.028	41.938	16	1:51.956
474	802	35:51.416	36.725	32.954	42.060	17	1:51.739
499	802	37:43.693	37.284	32.892	42.101	18	1:52.277
521	802	39:35.562	36.848	32.994	42.027	19	1:51.869
544	802	41:27.751	37.364	32.890	41.935	20	1:52.189
567	802	43:21.151	37.220	33.048	43.132	21	1:53.400
592	802	[IN] 45:07.411	37.511	32.865	35.884	22	
678	802	52:00.729		32.657	41.931	23	
704	802	53:51.433	36.697	32.349	41.658	24	1:50.704
726	802	55:43.287	36.719	33.142	41.993	25	1:51.854
750	802	57:34.511	36.984	32.558	41.682	26	1:51.224
774	802	59:25.551	36.991	32.520	41.529	27	1:51.040
783		1h00:00.270					FINISH
798	802	1h01:16.900	36.642	32.709	41.998	28	1:51.349



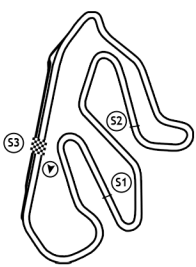
CIRCUIT DE LEDENON - 3,150 KM
20 & 21 SEPTEMBRE 2014

Seq	Num	Heure	Secteur 1	Secteur 2	Secteur 3	Tour	Temps
803 MONTBELIARD							
1							START
25	803	3:12.590		35.314	42.327	1	
55	803	5:04.610	37.144	33.121	41.755	2	1:52.020
85	803	6:56.607	37.085	32.962	41.950	3	1:51.997
115	803	8:49.050	37.050	33.098	42.295	4	1:52.443
144	803	10:41.704	36.920	33.743	41.991	5	1:52.654
173	803	12:34.354	37.211	33.219	42.220	6	1:52.650
200	803	14:34.538	38.947	33.811	47.426	7	2:00.184
227	803	16:28.621	37.567	33.940	42.576	8	1:54.083
248	803	[IN] 18:24.759	42.489	35.724	37.925	9	
294	803	22:30.681		34.663	43.093	10	
319	803	24:24.033	37.522	33.190	42.640	11	1:53.352
345	803	26:16.350	36.938	33.399	41.980	12	1:52.317
371	803	28:09.220	36.944	33.984	41.942	13	1:52.870
396	803	30:00.987	36.949	32.946	41.872	14	1:51.767
421	803	31:52.831	37.182	33.032	41.630	15	1:51.844
446	803	33:44.382	36.691	32.964	41.896	16	1:51.551
472	803	35:36.144	36.899	33.057	41.806	17	1:51.762
497	803	[IN] 37:35.186	41.567	37.862	39.613	18	
549	803	41:59.020		34.663	43.220	19	
575	803	43:52.662	37.709	33.287	42.646	20	1:53.642
600	803	45:45.507	37.320	33.034	42.491	21	1:52.845
622	803	47:38.228	37.109	33.321	42.291	22	1:52.721
641	803	49:32.350	37.086	34.229	42.807	23	1:54.122
665	803	51:24.780	37.279	32.897	42.254	24	1:52.430
690	803	53:17.797	37.038	33.056	42.923	25	1:53.017
716	803	55:10.292	36.899	33.487	42.109	26	1:52.495
741	803	57:02.816	37.216	33.064	42.244	27	1:52.524
766	803	58:54.655	36.859	32.976	42.004	28	1:51.839
783		1h00:00.270					FINISH
791	803	1h00:46.420	36.880	32.916	41.969	29	1:51.765



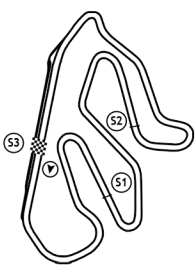
CIRCUIT DE LEDENON - 3,150 KM
20 & 21 SEPTEMBRE 2014

Seq	Num	Heure	Secteur 1	Secteur 2	Secteur 3	Tour	Temps
805 TEAM BERNARD RACING							
1							START
27	805	3:24.165		33.074	41.540	1	
57	805	5:14.368	36.221	32.392	41.590	2	1:50.203
87	805	7:05.376	36.616	32.683	41.709	3	1:51.008
117	805	8:55.907	36.467	32.564	41.500	4	1:50.531
145	805	10:47.042	36.553	32.843	41.739	5	1:51.135
174	805	12:38.607	36.791	32.932	41.842	6	1:51.565
197	805	14:30.548	36.741	32.691	42.509	7	1:51.941
225	805	16:22.411	37.249	32.460	42.154	8	1:51.863
247	805	18:16.380	37.250	34.183	42.536	9	1:53.969
270	805	[IN] 20:05.253	37.572	33.208	38.093	10	
336	805	25:30.371		33.333	45.076	11	
360	805	27:27.257	37.332	33.880	45.674	12	1:56.886
384	805	29:20.571	37.259	33.517	42.538	13	1:53.314
411	805	31:13.705	37.127	33.326	42.681	14	1:53.134
437	805	33:06.472	37.429	32.865	42.473	15	1:52.767
463	805	34:58.713	37.379	32.865	41.997	16	1:52.241
488	805	36:54.057	37.277	34.212	43.855	17	1:55.344
511	805	38:46.612	36.853	33.235	42.467	18	1:52.555
532	805	40:39.584	37.149	33.218	42.605	19	1:52.972
558	805	42:32.899	37.868	32.956	42.491	20	1:53.315
583	805	44:25.754	37.405	33.251	42.199	21	1:52.855
609	805	46:18.846	37.841	32.931	42.320	22	1:53.092
630	805	48:11.983	37.229	33.327	42.581	23	1:53.137
651	805	50:03.920	37.067	32.983	41.887	24	1:51.937
676	805	51:56.611	37.086	33.632	41.973	25	1:52.691
703	805	53:49.564	37.711	33.197	42.045	26	1:52.953
727	805	55:43.476	38.219	32.851	42.842	27	1:53.912
751	805	57:36.018	37.515	33.106	41.921	28	1:52.542
775	805	59:29.290	37.203	33.997	42.072	29	1:53.272
783		1h00:00.270					FINISH
800	805	1h01:21.543	37.009	33.108	42.136	30	1:52.253



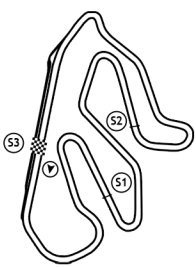
CIRCUIT DE LEDENON - 3,150 KM
20 & 21 SEPTEMBRE 2014

Seq	Num	Heure	Secteur 1	Secteur 2	Secteur 3	Tour	Temps
806 TEAM BERNARD RACING							
1							START
38	806	4:01.847		38.606	48.141	1	
74	806	6:03.447	41.077	35.517	45.006	2	2:01.600
106	806	8:02.336	40.723	34.475	43.691	3	1:58.889
137	806	9:59.762	39.262	34.199	43.965	4	1:57.426
167	806	11:57.383	39.177	34.141	44.303	5	1:57.621
193	806	13:55.803	39.439	34.528	44.453	6	1:58.420
219	806	15:54.015	39.308	34.558	44.346	7	1:58.212
241	806	17:52.032	39.636	34.512	43.869	8	1:58.017
264	806	19:53.987	39.603	35.215	47.137	9	2:01.955
291	806	21:55.490	42.152	34.450	44.901	10	2:01.503
315	806	23:52.231	39.076	34.150	43.515	11	1:56.741
343	806	25:50.925	39.188	34.079	45.427	12	1:58.694
367	806	27:48.726	39.195	34.418	44.188	13	1:57.801
393	806	[IN] 29:44.998	41.805	34.422	40.045	14	
469	806	35:17.901		38.533	47.424	15	
495	806	37:19.957	40.113	35.324	46.619	16	2:02.056
520	806	39:19.802	39.829	34.776	45.240	17	1:59.845
541	806	41:19.042	39.221	35.110	44.909	18	1:59.240
566	806	43:20.793	40.530	36.524	44.697	19	2:01.751
597	806	45:22.736	41.094	35.019	45.830	20	2:01.943
619	806	47:21.325	39.744	34.687	44.158	21	1:58.589
639	806	49:21.094	39.843	35.511	44.415	22	1:59.769
664	806	51:19.489	39.283	34.111	45.001	23	1:58.395
689	806	53:17.787	39.279	35.007	44.012	24	1:58.298
718	806	55:15.461	39.092	34.399	44.183	25	1:57.674
743	806	57:14.618	39.609	35.006	44.542	26	1:59.157
771	806	59:13.746	39.134	35.738	44.256	27	1:59.128
783		1h00:00.270					FINISH
797	806	1h01:12.951	40.023	34.889	44.293	28	1:59.205



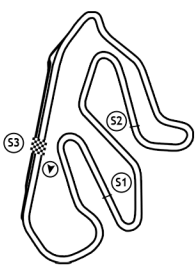
CIRCUIT DE LEDENON - 3,150 KM
20 & 21 SEPTEMBRE 2014

Seq	Num	Heure	Secteur 1	Secteur 2	Secteur 3	Tour	Temps
812 VOLANT CLUB 31							
1							START
44	812	4:10.291		38.242	41.995	1	
73	812	6:01.602	37.061	32.455	41.795	2	1:51.311
102	812	7:53.327	36.623	32.873	42.229	3	1:51.725
132	812	9:44.790	36.657	32.965	41.841	4	1:51.463
160	812	[IN] 11:34.631	39.108	33.642	37.091	5	
236	812	17:21.427		37.010	44.241	6	
255	812	19:12.854	36.483	32.784	42.160	7	1:51.427
278	812	21:04.044	36.500	32.759	41.931	8	1:51.190
299	812	22:55.122	36.448	32.867	41.763	9	1:51.078
324	812	24:46.292	36.610	32.793	41.767	10	1:51.170
351	812	26:49.351	40.584	35.993	46.482	11	2:03.059
376	812	28:40.178	36.351	32.686	41.790	12	1:50.827
400	812	[IN] 30:32.973	37.839	34.744	40.212	13	
486	812	36:38.734		32.838	41.933	14	
509	812	38:29.980	36.679	32.672	41.895	15	1:51.246
530	812	40:22.382	37.102	32.706	42.594	16	1:52.402
554	812	42:14.061	36.748	32.981	41.950	17	1:51.679
579	812	44:05.702	36.856	32.729	42.056	18	1:51.641
604	812	45:57.601	36.990	32.688	42.221	19	1:51.899
625	812	47:49.164	37.024	32.644	41.895	20	1:51.563
644	812	49:41.079	36.841	32.841	42.233	21	1:51.915
667	812	51:33.431	37.048	33.458	41.846	22	1:52.352
692	812	53:24.691	36.944	32.521	41.795	23	1:51.260
717	812	[IN] 55:14.864	39.755	33.512	36.906	24	
783		1h00:00.270					FINISH



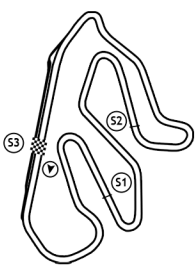
CIRCUIT DE LEDENON - 3,150 KM
20 & 21 SEPTEMBRE 2014

Seq	Num	Heure	Secteur 1	Secteur 2	Secteur 3	Tour	Temps
819 MP COMPETITION							
1							START
7	819	2:04.034		34.487	42.804	1	
35	819	3:55.804	37.322	32.808	41.640	2	1:51.770
65	819	5:48.801	37.355	33.010	42.632	3	1:52.997
97	819	7:44.651	37.347	34.305	44.198	4	1:55.850
127	819	9:38.073	38.091	33.100	42.231	5	1:53.422
158	819	11:32.483	38.381	33.355	42.674	6	1:54.410
186	819	13:27.810	37.151	36.320	41.856	7	1:55.327
208	819	15:19.955	36.903	33.424	41.818	8	1:52.145
232	819	[IN] 17:06.649	37.504	33.149	36.041	9	
280	819	21:15.341		34.164	43.046	10	
302	819	23:10.074	37.833	34.080	42.820	11	1:54.733
329	819	25:05.428	38.227	33.712	43.415	12	1:55.354
354	819	26:59.075	37.326	33.516	42.805	13	1:53.647
379	819	28:53.892	38.091	34.113	42.613	14	1:54.817
406	819	30:49.002	38.416	34.326	42.368	15	1:55.110
431	819	32:42.949	37.458	33.617	42.872	16	1:53.947
458	819	34:37.343	37.917	33.511	42.966	17	1:54.394
483	819	36:31.456	37.950	33.391	42.772	18	1:54.113
507	819	38:26.071	38.516	33.391	42.708	19	1:54.615
527	819	[IN] 40:18.059	38.605	34.887	38.496	20	
588	819	44:59.068		34.321	42.685	21	
614	819	46:51.273	37.346	32.801	42.058	22	1:52.205
632	819	48:43.869	37.177	32.867	42.552	23	1:52.596
654	819	50:35.685	37.067	32.697	42.052	24	1:51.816
680	819	52:28.298	36.999	33.381	42.233	25	1:52.613
706	819	[IN] 54:15.489	36.997	33.024	37.170	26	
776	819	59:30.054		34.183	43.227	27	
783		1h00:00.270					FINISH
801	819	1h01:23.776	37.498	33.643	42.581	28	1:53.722



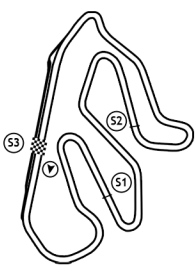
CIRCUIT DE LEDENON - 3,150 KM
20 & 21 SEPTEMBRE 2014

Seq	Num	Heure	Secteur 1	Secteur 2	Secteur 3	Tour	Temps
828 RG RACING TEAM							
1							START
10	828	2:11.763		33.599	42.702	1	
39	828	4:03.765	36.935	32.780	42.287	2	1:52.002
70	828	5:57.379	38.701	32.878	42.035	3	1:53.614
101	828	7:50.859	37.652	33.213	42.615	4	1:53.480
129	828	9:42.123	36.707	32.544	42.013	5	1:51.264
159	828	11:34.025	36.920	32.917	42.065	6	1:51.902
185	828	13:25.547	36.682	32.835	42.005	7	1:51.522
206	828	[IN] 15:11.804	37.234	33.094	35.929	8	
265	828	19:54.326		33.858	44.906	9	
288	828	21:48.912	38.007	33.247	43.332	10	1:54.586
312	828	23:41.480	37.115	33.070	42.383	11	1:52.568
339	828	25:34.279	36.906	33.147	42.746	12	1:52.799
363	828	27:32.175	37.320	33.362	47.214	13	1:57.896
387	828	29:26.230	37.284	34.041	42.730	14	1:54.055
414	828	31:19.802	37.250	33.957	42.365	15	1:53.572
438	828	[IN] 33:07.406	37.442	33.118	37.044	16	
494	828	37:19.919		33.209	42.886	17	
518	828	39:11.225	36.725	32.638	41.943	18	1:51.306
538	828	41:06.807	37.743	35.514	42.325	19	1:55.582
562	828	42:58.918	36.730	33.156	42.225	20	1:52.111
586	828	44:50.975	36.919	32.830	42.308	21	1:52.057
610	828	[IN] 46:37.166	37.427	32.861	35.903	22	
658	828	50:51.566		33.981	42.598	23	
684	828	52:43.317	36.876	32.798	42.077	24	1:51.751
710	828	54:35.871	37.150	33.026	42.378	25	1:52.554
735	828	56:29.496	37.131	32.879	43.615	26	1:53.625
760	828	58:21.978	37.001	33.014	42.467	27	1:52.482
783		1h00:00.270					FINISH
786	828	1h00:15.104	37.009	33.161	42.956	28	1:53.126



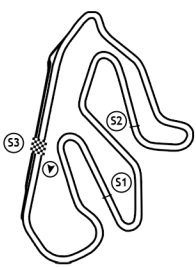
CIRCUIT DE LEDENON - 3,150 KM
20 & 21 SEPTEMBRE 2014

Seq	Num	Heure	Secteur 1	Secteur 2	Secteur 3	Tour	Temps
831 VOLANT CLUB 31							
1							START
14	831	2:19.889		34.411	44.376	1	
45	831	4:12.826	36.426	33.893	42.618	2	1:52.937
75	831	6:05.399	37.060	33.029	42.484	3	1:52.573
105	831	7:59.397	38.395	33.123	42.480	4	1:53.998
135	831	9:52.970	37.509	33.400	42.664	5	1:53.573
164	831	11:45.792	36.911	33.301	42.610	6	1:52.822
188	831	13:39.203	36.977	33.166	43.268	7	1:53.411
213	831	[IN] 15:28.676	37.026	33.533	38.914	8	
266	831	19:56.072		34.018	43.777	9	
289	831	21:51.512	38.961	33.383	43.096	10	1:55.440
314	831	23:46.147	37.755	33.619	43.261	11	1:54.635
341	831	25:40.764	37.796	33.467	43.354	12	1:54.617
365	831	27:35.570	37.851	33.652	43.303	13	1:54.806
390	831	29:31.304	37.904	34.612	43.218	14	1:55.734
415	831	31:26.237	37.693	33.545	43.695	15	1:54.933
440	831	33:20.698	37.624	33.697	43.140	16	1:54.461
466	831	[IN] 35:14.398	40.014	34.804	38.882	17	
519	831	39:18.837		33.590	43.456	18	
539	831	41:12.516	37.400	33.269	43.010	19	1:53.679
563	831	43:06.181	37.509	33.393	42.763	20	1:53.665
589	831	45:00.211	37.684	33.593	42.753	21	1:54.030
613	831	[IN] 46:47.849	37.266	33.380	36.992	22	
659	831	50:58.798		33.569	43.756	23	
685	831	52:52.970	37.751	33.355	43.066	24	1:54.172
712	831	54:47.204	37.780	33.377	43.077	25	1:54.234
737	831	56:41.170	37.630	33.343	42.993	26	1:53.966
762	831	58:35.570	37.596	33.573	43.231	27	1:54.400
783		1h00:00.270					FINISH
788	831	1h00:29.866	37.566	33.527	43.203	28	1:54.296



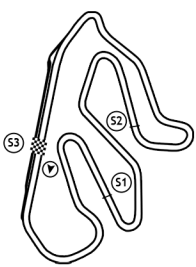
CIRCUIT DE LEDENON - 3,150 KM
20 & 21 SEPTEMBRE 2014

Seq	Num	Heure	Secteur 1	Secteur 2	Secteur 3	Tour	Temps
837 HRC							
1							START
28	837	3:37.841		37.332	43.922	1	
58	837	5:30.980	37.632	33.058	42.449	2	1:53.139
90	837	7:24.342	37.276	33.094	42.992	3	1:53.362
119	837	9:17.302	37.212	33.295	42.453	4	1:52.960
149	837	11:10.256	37.120	33.042	42.792	5	1:52.954
177	837	13:03.541	37.078	32.981	43.226	6	1:53.285
202	837	14:57.072	37.434	32.954	43.143	7	1:53.531
229	837	[IN] 16:45.213	38.712	33.549	35.880	8	
697	837	53:37.934		34.280	42.577	9	
731	837	55:54.903	38.559	33.580	1:04.830	10	2:16.969
755	837	57:48.472	37.665	33.568	42.336	11	1:53.569
783		1h00:00.270					FINISH
785	837	[IN] 1h00:02.518	43.571	41.769	48.706	12	



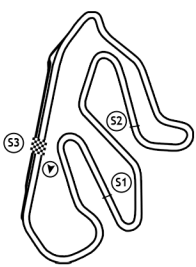
CIRCUIT DE LEDENON - 3,150 KM
20 & 21 SEPTEMBRE 2014

Seq	Num	Heure	Secteur 1	Secteur 2	Secteur 3	Tour	Temps
838 HRC							
1							START
31	838	3:46.035		35.713	45.312	1	
63	838	5:44.958	40.560	34.682	43.681	2	1:58.923
95	838	7:43.893	39.469	35.593	43.873	3	1:58.935
130	838	9:44.150	40.585	35.249	44.423	4	2:00.257
163	838	11:42.808	39.452	35.185	44.021	5	1:58.658
189	838	13:39.215	38.716	34.018	43.673	6	1:56.407
214	838	15:36.033	38.318	34.188	44.312	7	1:56.818
238	838	17:34.563	39.793	35.206	43.531	8	1:58.530
259	838	19:31.702	38.504	35.100	43.535	9	1:57.139
282	838	21:27.325	38.465	33.925	43.233	10	1:55.623
306	838	23:25.878	38.594	34.714	45.245	11	1:58.553
334	838	25:27.210	40.641	35.932	44.759	12	2:01.332
361	838	27:30.189	39.683	34.213	49.083	13	2:02.979
389	838	29:28.310	38.470	34.812	44.839	14	1:58.121
416	838	31:26.382	39.549	34.358	44.165	15	1:58.072
443	838	33:24.522	39.765	34.276	44.099	16	1:58.140
470	838	[IN] 35:18.361	38.542	36.965	38.332	17	
542	838	41:23.211		34.420	43.763	18	
569	838	43:23.207	39.762	34.572	45.662	19	1:59.996
595	838	45:22.371	39.350	35.157	44.657	20	1:59.164
618	838	47:19.460	39.009	33.751	44.329	21	1:57.089
636	838	49:15.091	38.525	33.598	43.508	22	1:55.631
662	838	[IN] 51:09.310	39.762	34.730	39.727	23	
729	838	55:46.736		33.474	43.589	24	
753	838	57:40.870	37.627	33.645	42.862	25	1:54.134
777	838	59:33.598	37.010	33.103	42.615	26	1:52.728
783		1h00:00.270					FINISH
803	838	1h01:26.505	36.991	33.044	42.872	27	1:52.907



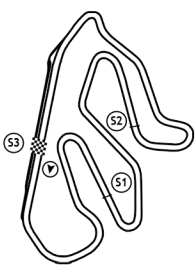
CIRCUIT DE LEDENON - 3,150 KM
20 & 21 SEPTEMBRE 2014

Seq	Num	Heure	Secteur 1	Secteur 2	Secteur 3	Tour	Temps
839 CHAMPAGNOLE							
1							START
8	839	2:05.421		33.121	42.322	1	
36	839	3:58.046	37.157	33.162	42.306	2	1:52.625
67	839	5:50.208	37.247	32.879	42.036	3	1:52.162
96	839	7:43.895	37.559	33.645	42.483	4	1:53.687
126	839	9:37.869	36.967	33.739	43.268	5	1:53.974
156	839	11:31.165	37.175	32.931	43.190	6	1:53.296
183	839	13:23.959	37.226	33.086	42.482	7	1:52.794
210	839	[IN] 15:25.024	39.664	38.159	43.242	8	
273	839	[IN] 20:33.276		36.592	40.678	9	
391	839	29:31.763		33.213	42.970	10	
417	839	31:26.413	37.828	33.800	43.022	11	1:54.650
441	839	33:21.252	37.976	33.567	43.296	12	1:54.839
467	839	35:16.298	38.365	33.629	43.052	13	1:55.046
492	839	37:10.993	38.402	33.500	42.793	14	1:54.695
516	839	39:05.201	37.827	33.661	42.720	15	1:54.208
536	839	40:59.225	37.938	33.152	42.934	16	1:54.024
560	839	42:53.871	37.993	33.784	42.869	17	1:54.646
585	839	44:49.114	38.820	33.251	43.172	18	1:55.243
611	839	[IN] 46:39.072	39.280	34.485	36.193	19	
783		1h00:00.270					FINISH



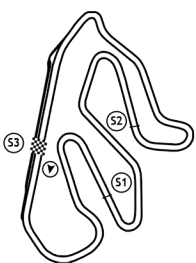
CIRCUIT DE LEDENON - 3,150 KM
20 & 21 SEPTEMBRE 2014

Seq	Num	Heure	Secteur 1	Secteur 2	Secteur 3	Tour	Temps
840 TEAM PICA							
1							START
19	840	2:33.100		36.469	46.033	1	
50	840	4:33.033	39.077	35.094	45.762	2	1:59.933
81	840	6:29.685	37.990	34.229	44.433	3	1:56.652
113	840	8:24.961	37.635	34.161	43.480	4	1:55.276
143	840	10:20.992	38.864	33.861	43.306	5	1:56.031
172	840	12:17.042	38.064	34.263	43.723	6	1:56.050
196	840	14:12.414	38.413	33.918	43.041	7	1:55.372
221	840	16:08.897	38.560	34.211	43.712	8	1:56.483
244	840	18:04.358	38.181	34.055	43.225	9	1:55.461
269	840	[IN] 20:03.818	40.148	35.953	43.359	10	
318	840	24:20.121		33.991	42.577	11	
344	840	26:13.421	37.623	33.261	42.416	12	1:53.300
370	840	28:06.441	37.416	33.100	42.504	13	1:53.020
395	840	29:59.876	37.536	33.419	42.480	14	1:53.435
422	840	31:54.318	37.542	34.573	42.327	15	1:54.442
447	840	33:48.551	37.341	33.236	43.656	16	1:54.233
473	840	35:41.535	37.760	33.025	42.199	17	1:52.984
496	840	[IN] 37:28.611	37.506	33.487	36.083	18	
547	840	41:53.339		34.381	44.305	19	
574	840	43:52.486	39.613	34.327	45.207	20	1:59.147
602	840	45:49.129	39.319	33.721	43.603	21	1:56.643
624	840	47:45.722	38.439	35.363	42.791	22	1:56.593
646	840	49:42.463	38.291	34.151	44.299	23	1:56.741
669	840	51:37.382	38.038	33.391	43.490	24	1:54.919
695	840	53:32.839	39.029	33.846	42.582	25	1:55.457
721	840	55:27.665	38.369	33.886	42.571	26	1:54.826
745	840	[IN] 57:19.576	38.528	33.880	39.503	27	
783		1h00:00.270					FINISH
799	840	1h01:18.455		33.792	44.319	28	



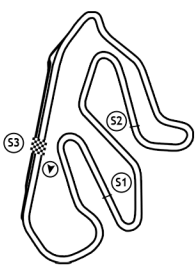
CIRCUIT DE LEDENON - 3,150 KM
20 & 21 SEPTEMBRE 2014

Seq	Num	Heure	Secteur 1	Secteur 2	Secteur 3	Tour	Temps
844 AZUR RENT							START
1							
9	844	2:09.241		33.494	42.482	1	
37	844	3:59.516	36.877	32.312	41.086	2	1:50.275
66	844	5:50.152	36.571	32.184	41.881	3	1:50.636
103	844	7:54.713	36.411	38.824	49.326	4	2:04.561
131	844	9:44.783	36.326	32.372	41.372	5	1:50.070
161	844	[IN] 11:39.831	40.652	35.542	38.854	6	
216	844	15:39.189		33.001	42.165	7	
237	844	17:30.610	36.853	32.914	41.654	8	1:51.421
256	844	19:22.330	37.010	32.893	41.817	9	1:51.720
279	844	21:14.091	36.735	33.057	41.969	10	1:51.761
301	844	23:05.249	36.629	32.673	41.856	11	1:51.158
326	844	[IN] 24:54.077	37.508	33.426	37.894	12	
381	844	29:00.706		33.396	46.349	13	
407	844	30:52.030	36.925	32.756	41.643	14	1:51.324
435	844	32:55.148	40.171	39.802	43.145	15	2:03.118
460	844	34:46.316	36.689	32.733	41.746	16	1:51.168
485	844	36:37.112	36.699	32.564	41.533	17	1:50.796
508	844	38:27.029	36.184	32.328	41.405	18	1:49.917
528	844	40:18.218	37.337	32.348	41.504	19	1:51.189
552	844	42:08.739	36.435	32.250	41.836	20	1:50.521
578	844	43:58.879	36.374	32.379	41.387	21	1:50.140
601	844	[IN] 45:47.792	36.931	33.324	38.658	22	
649	844	49:55.784		35.082	45.066	23	
672	844	51:46.470	36.560	32.621	41.505	24	1:50.686
701	844	53:45.277	36.735	32.499	49.573	25	1:58.807
724	844	55:36.232	36.895	32.716	41.344	26	1:50.955
748	844	57:27.138	36.682	32.843	41.381	27	1:50.906
772	844	59:17.585	36.552	32.471	41.424	28	1:50.447
783		1h00:00.270					FINISH
796	844	1h01:08.471	36.585	32.818	41.483	29	1:50.886



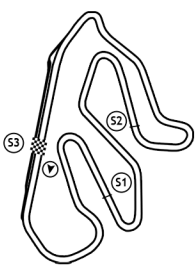
CIRCUIT DE LEDENON - 3,150 KM
20 & 21 SEPTEMBRE 2014

Seq	Num	Heure	Secteur 1	Secteur 2	Secteur 3	Tour	Temps
851 MRG RACING							
1							START
16	851	2:22.560		33.665	43.329	1	
46	851	4:13.561	36.512	32.614	41.875	2	1:51.001
76	851	6:05.545	37.189	32.866	41.929	3	1:51.984
104	851	7:57.771	37.655	32.766	41.805	4	1:52.226
133	851	9:49.320	36.824	32.830	41.895	5	1:51.549
162	851	11:42.430	36.766	33.274	43.070	6	1:53.110
187	851	13:34.170	37.124	32.748	41.868	7	1:51.740
207	851	[IN] 15:19.770	36.903	32.823	35.874	8	
257	851	19:28.688		33.369	42.024	9	
281	851	21:20.238	36.764	32.840	41.946	10	1:51.550
303	851	23:12.126	36.996	32.841	42.051	11	1:51.888
327	851	25:04.506	36.826	33.324	42.230	12	1:52.380
352	851	[IN] 26:51.245	37.361	33.032	36.346	13	
409	851	30:58.733		34.196	42.140	14	
433	851	32:50.297	36.613	32.858	42.093	15	1:51.564
459	851	34:41.740	36.574	32.695	42.174	16	1:51.443
484	851	36:33.035	36.440	32.974	41.881	17	1:51.295
506	851	38:24.824	36.711	32.802	42.276	18	1:51.789
526	851	40:16.492	36.709	32.828	42.131	19	1:51.668
550	851	[IN] 42:02.254	36.793	33.139	35.830	20	
606	851	46:00.614		32.678	41.917	21	
626	851	47:52.033	36.617	32.787	42.015	22	1:51.419
647	851	49:43.632	36.619	32.828	42.152	23	1:51.599
670	851	51:37.640	38.067	33.014	42.927	24	1:54.008
693	851	53:31.067	38.273	32.938	42.216	25	1:53.427
720	851	55:24.637	36.895	32.935	43.740	26	1:53.570
744	851	57:17.552	37.273	33.118	42.524	27	1:52.915
769	851	59:10.250	37.139	33.132	42.427	28	1:52.698
783		1h00:00.270					FINISH
795	851	1h01:02.700	36.615	33.500	42.335	29	1:52.450



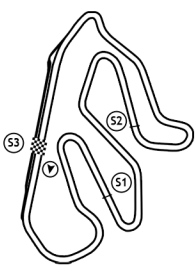
CIRCUIT DE LEDENON - 3,150 KM
20 & 21 SEPTEMBRE 2014

Seq	Num	Heure	Secteur 1	Secteur 2	Secteur 3	Tour	Temps
856 TEAM VILLEFRANCHE							
1							START
22	856	2:52.159		33.692	42.095	1	
52	856	4:42.528	36.428	32.581	41.360	2	1:50.369
82	856	6:32.891	36.474	32.401	41.488	3	1:50.363
112	856	8:23.671	36.905	32.300	41.575	4	1:50.780
140	856	10:14.717	36.420	32.649	41.977	5	1:51.046
170	856	12:05.757	36.931	32.391	41.718	6	1:51.040
194	856	13:56.182	36.419	32.544	41.462	7	1:50.425
218	856	15:46.909	36.854	32.392	41.481	8	1:50.727
239	856	17:37.919	36.552	32.607	41.851	9	1:51.010
258	856	[IN] 19:29.833	37.203	35.034	39.677	10	
333	856	25:23.879		33.954	42.785	11	
357	856	27:16.045	37.300	32.661	42.205	12	1:52.166
383	856	29:08.930	36.752	33.857	42.276	13	1:52.885
410	856	30:59.895	36.352	32.897	41.716	14	1:50.965
434	856	32:50.808	36.588	32.518	41.807	15	1:50.913
461	856	[IN] 34:47.522	41.551	35.187	39.976	16	
551	856	42:02.813		33.382	41.431	17	
576	856	43:53.253	36.347	32.500	41.593	18	1:50.440
603	856	45:53.025	43.668	33.449	42.655	19	1:59.772
623	856	47:43.896	36.284	32.798	41.789	20	1:50.871
645	856	[IN] 49:40.995	39.179	34.255	43.665	21	
783		1h00:00.270					FINISH



CIRCUIT DE LEDENON - 3,150 KM
20 & 21 SEPTEMBRE 2014

Seq	Num	Heure	Secteur 1	Secteur 2	Secteur 3	Tour	Temps
857 SITE DE POISSY							
1							START
4	857	2:02.491		33.696	42.679	1	
34	857	3:55.444	37.909	32.934	42.110	2	1:52.953
64	857	5:47.785	37.129	32.910	42.302	3	1:52.341
94	857	7:42.518	37.411	33.792	43.530	4	1:54.733
125	857	9:37.635	37.801	34.569	42.747	5	1:55.117
157	857	11:31.815	38.146	33.640	42.394	6	1:54.180
184	857	13:24.145	37.210	32.989	42.131	7	1:52.330
209	857	15:20.615	38.528	34.533	43.409	8	1:56.470
233	857	17:13.464	37.578	33.036	42.235	9	1:52.849
253	857	[IN] 19:08.197	38.064	33.802	42.867	10	
310	857	23:38.102		33.975	43.413	11	
340	857	25:36.734	38.264	33.551	46.817	12	1:58.632
362	857	27:30.947	38.110	33.297	42.806	13	1:54.213
386	857	29:24.166	37.689	33.039	42.491	14	1:53.219
413	857	31:18.476	37.727	33.214	43.369	15	1:54.310
439	857	33:11.275	37.609	33.091	42.099	16	1:52.799
464	857	35:04.480	37.489	33.325	42.391	17	1:53.205
489	857	36:56.723	37.314	33.205	41.724	18	1:52.243
512	857	38:49.199	37.105	33.211	42.160	19	1:52.476
533	857	[IN] 40:40.257	37.125	36.090	37.843	20	
590	857	45:03.614		32.818	42.433	21	
615	857	46:56.120	37.736	32.701	42.069	22	1:52.506
633	857	48:48.330	37.536	32.653	42.021	23	1:52.210
655	857	50:40.373	37.301	32.906	41.836	24	1:52.043
681	857	52:31.974	36.919	32.885	41.797	25	1:51.601
707	857	54:23.997	37.058	32.811	42.154	26	1:52.023
736	857	56:38.019	38.314	44.197	51.511	27	2:14.022
765	857	58:48.884	46.110	42.400	42.355	28	2:10.865
783		1h00:00.270					FINISH
790	857	1h00:40.211	36.858	32.618	41.851	29	1:51.327



CIRCUIT DE LEDENON - 3,150 KM
20 & 21 SEPTEMBRE 2014

Seq	Num	Heure	Secteur 1	Secteur 2	Secteur 3	Tour	Temps
860 G.M.SPORT							START
1							
12	860	2:16.709		31.529	39.879	1	
41	860	4:04.375	35.141	31.532	40.993	2	1:47.666
68	860	5:51.763	36.074	31.405	39.909	3	1:47.388
93	860	7:39.904	35.388	32.525	40.228	4	1:48.141
121	860	9:26.875	35.243	31.781	39.947	5	1:46.971
150	860	11:14.031	35.705	31.325	40.126	6	1:47.156
176	860	[IN] 12:54.814	35.157	31.521	34.105	7	
235	860	17:18.749		31.941	41.196	8	
252	860	19:06.680	35.410	31.801	40.720	9	1:47.931
276	860	20:54.738	35.995	31.696	40.367	10	1:48.058
296	860	22:42.303	35.548	31.761	40.256	11	1:47.565
320	860	24:31.330	36.695	32.233	40.099	12	1:49.027
346	860	26:18.675	35.789	31.469	40.087	13	1:47.345
369	860	28:06.140	35.524	31.946	39.995	14	1:47.465
394	860	29:53.367	35.536	31.686	40.005	15	1:47.227
420	860	31:41.178	35.700	31.722	40.389	16	1:47.811
444	860	33:28.919	35.678	31.980	40.083	17	1:47.741
468	860	35:16.844	35.631	31.872	40.422	18	1:47.925
491	860	37:04.205	35.525	31.810	40.026	19	1:47.361
513	860	38:51.549	35.385	31.681	40.278	20	1:47.344
531	860	40:39.371	35.764	32.008	40.050	21	1:47.822
555	860	42:28.310	36.705	31.584	40.650	22	1:48.939
580	860	44:16.072	35.995	31.714	40.053	23	1:47.762
605	860	[IN] 45:58.537	35.867	31.849	34.749	24	
652	860	50:11.507		34.713	41.741	25	
677	860	51:58.654	35.114	32.064	39.969	26	1:47.147
702	860	53:45.848	35.474	31.646	40.074	27	1:47.194
723	860	55:33.410	35.860	31.838	39.864	28	1:47.562
746	860	57:20.602	35.323	31.742	40.127	29	1:47.192
768	860	59:07.973	35.115	32.071	40.185	30	1:47.371
783		1h00:00.270					FINISH
793	860	1h00:55.545	35.230	31.718	40.624	31	1:47.572

Sous réserve des éventuels incidents d'ordre sportif et des vérifications techniques en cours.