

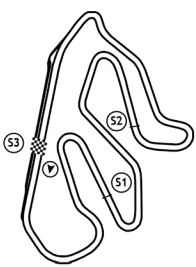
CIRCUIT DE LEDENON - 3,150 KM
20 & 21 SEPTEMBRE 2014

Cl	Num	Team	Pilote	Tri	Tours	Temps	Ecart	Interv.	Moyenne	M.Tour	Vitesse
1	21	TEAM CLAIRET SPORT	CLAIRET Jimmy		15	27:23.936			103,47	1:48.456	104,55
2	20	TEAM CLAIRET SPORT	CLAIRET Teddy		15	27:25.855	+1.919	+1.919	103,35	1:48.580	104,43
3	11	GP COMPETITION	GUYONNET Xavier		15	27:26.958	+3.022	+1.103	103,28	1:48.726	104,29
4	4	NO LIMIT RACING	CIAMIN Nicolas	JR	15	27:27.972	+4.036	+1.014	103,21	1:48.600	104,41
5	3	SETUP RACING	BAZIRET Yoann		15	27:28.405	+4.469	+0.433	103,19	1:48.762	104,26
6	49	MRG RACING	ROPARS Kevin		15	27:36.048	+12.112	+7.643	102,71	1:48.806	104,22
7	23	AK COMPETITION	GULDENFELS Dorian	JR	15	27:40.740	+16.804	+4.692	102,42	1:49.259	103,79
8	14	SETUP RACING	BLIN Frederic		15	27:52.715	+28.779	+11.975	101,69	1:49.559	103,50
9	22	GM SPORT	LE MARCHAND Damien		15	27:53.166	+29.230	+0.451	101,66	1:50.166	102,93
10	31	GPA RACING	JIMENEZ Kevin		15	27:55.286	+31.350	+2.120	101,53	1:49.893	103,19
11	27	HRC	ANGLADE Laurent		15	28:04.048	+40.112	+8.762	101,00	1:50.657	102,47
12	9	GM SPORT	PRETIN Antoine		15	28:04.105	+40.169	+0.057	101,00	1:50.495	102,62
13	16	NEW TEAM COMPETITION	SAUGET Christophe		15	28:04.817	+40.881	+0.712	100,96	1:50.759	102,38
14	8	TEAM RAGA	RAGA Laurent		15	28:08.162	+44.226	+3.345	100,76	1:50.631	102,50
15	37	AK COMPETITION	BERTAPELLE Ilona	JR	15	28:14.364	+50.428	+6.202	100,39	1:51.167	102,00
16	5	THIEBE AUTO	JURADO Anthony	JR	12	22:12.750	+3 Tours	+3 Tours	102,10	1:50.257	102,85

Concurrents n'ayant pas effectué 75% de la distance à parcourir.

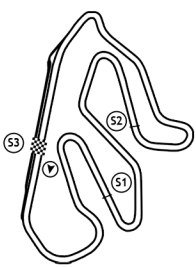
17	NEW TEAM COMPETITION	BLAISE Thierry		6	11:13.812	+9 Tours	+6 Tours	100,97	1:49.981	103,10
----	----------------------	----------------	--	---	-----------	----------	----------	--------	----------	--------

Meilleur tour : 21 TEAM CLAIRET SPORT - 1:48.456



Grille	21	11	20	4	3	5	49	9	31	23	14	17	22	8	27	16	37
--------	----	----	----	---	---	---	----	---	----	----	----	----	----	---	----	----	----

	1.	2.	3.	4.	5.	6.	7.	8.	9.	10.	11.	12.	13.	14.	15.	16.	17.
Départ																	
Tour 1	21	11	4	20	49	3	5	14	23	31	17	22	8	27	37	16	9
Tour 2	21	11	4	20	49	3	5	23	14	31	17	22	8	27	37	16	9
Tour 3	21	11	4	20	49	3	5	23	14	31	17	22	8	27	37	16	9
Tour 4	21	11	4	20	49	3	23	5	14	17	31	22	8	27	37	16	9
Tour 5	21	11	4	20	49	3	23	5	14	17	31	22	8	27	37	16	9
Tour 6	21	11	4	20	49	3	23	14	5	17	31	22	8	27	37	9	16
Tour 7	21	11	4	20	3	49	23	5	14	22	31	8	27	37	9	16	
Tour 8	21	11	4	20	3	49	23	5	14	22	31	8	27	37	16	9	
Tour 9	21	11	4	3	20	49	23	5	14	22	31	8	27	9	16	37	
Tour 10	21	11	20	4	3	49	23	5	14	22	31	8	27	9	16	37	
Tour 11	21	11	20	4	3	49	23	5	14	22	31	8	27	9	16	37	
Tour 12	21	11	20	4	3	49	23	5	14	22	31	8	27	9	16	37	
Tour 13	21	11	20	4	3	49	23	14	22	31	27	8	9	16	37		
Tour 14	21	20	11	4	3	49	23	14	22	31	27	9	16	8	37		
Tour 15	21	20	11	4	3	49	23	14	22	31	27	9	16	8	37		



RENCONTRES
PEUGEOT
SPORT

208
RACING CUP

RENCONTRES PEUGEOT SPORT

208 RACING CUP

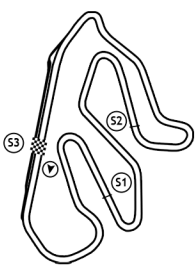
Course 2

Historique

CIRCUIT DE LEDENON - 3,150 KM
20 & 21 SEPTEMBRE 2014

Seq	Num	Heure	Secteur 1	Secteur 2	Secteur 3	Tour	Temps
3 SETUP RACING							
18							START
43	3	1:59.330	38.771	33.464	41.334	1	
59	3	3:48.600	36.405	31.730	41.135	2	1:49.270
76	3	5:37.487	35.823	31.804	41.260	3	1:48.887
93	3	7:26.249	35.579	31.895	41.288	4	1:48.762
110	3	9:15.285	35.608	32.157	41.271	5	1:49.036
127	3	11:04.602	35.715	32.120	41.482	6	1:49.317
143	3	12:54.029	35.728	32.241	41.458	7	1:49.427
159	3	14:43.131	35.724	31.903	41.475	8	1:49.102
174	3	16:32.309	35.589	32.027	41.562	9	1:49.178
192	3	18:21.625	35.670	31.979	41.667	10	1:49.316
208	3	20:10.583	35.674	31.875	41.409	11	1:48.958
224	3	22:00.148	35.700	32.257	41.608	12	1:49.565
240	3	23:49.568	35.856	32.211	41.353	13	1:49.420
255	3	25:39.305	36.269	31.922	41.546	14	1:49.737
266		27:21.628					FINISH
271	3	27:28.405	35.657	32.006	41.437	15	1:49.100





RENCONTRES
PEUGEOT
SPORT

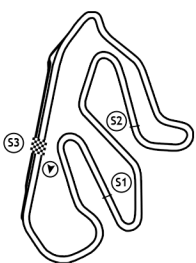
208
RACING CUP

RENCONTRES PEUGEOT SPORT
208 RACING CUP
Course 2
Historique

CIRCUIT DE LEDENON - 3,150 KM
20 & 21 SEPTEMBRE 2014

Seq	Num	Heure	Secteur 1	Secteur 2	Secteur 3	Tour	Temps
4 NO LIMIT RACING							
18							START
39	4	1:56.253	38.383	31.699	41.225	1	
56	4	3:44.853	35.558	31.703	41.339	2	1:48.600
73	4	5:34.168	36.019	31.869	41.427	3	1:49.315
90	4	7:23.562	35.880	32.054	41.460	4	1:49.394
107	4	9:12.514	35.611	31.908	41.433	5	1:48.952
124	4	11:01.784	35.735	31.952	41.583	6	1:49.270
141	4	12:51.061	35.727	32.060	41.490	7	1:49.277
157	4	14:40.639	35.834	32.035	41.709	8	1:49.578
173	4	16:29.920	35.775	31.997	41.509	9	1:49.281
190	4	18:20.698	36.481	32.809	41.488	10	1:50.778
207	4	20:10.108	35.791	32.070	41.549	11	1:49.410
223	4	21:59.857	35.883	32.171	41.695	12	1:49.749
239	4	23:49.112	35.743	31.970	41.542	13	1:49.255
254	4	25:38.570	35.708	32.121	41.629	14	1:49.458
266		27:21.628					FINISH
270	4	27:27.972	35.820	31.978	41.604	15	1:49.402





RENCONTRES
PEUGEOT
SPORT

208
RACING CUP

RENCONTRES PEUGEOT SPORT

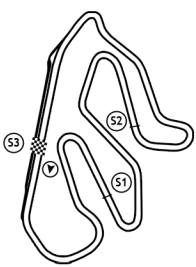
208 RACING CUP

Course 2

Historique

CIRCUIT DE LEDENON - 3,150 KM
20 & 21 SEPTEMBRE 2014

Seq	Num	Heure	Secteur 1	Secteur 2	Secteur 3	Tour	Temps
5 THIEBE AUTO							
18							START
42	5	1:59.333	38.498	33.441	41.574	1	
60	5	3:50.058	36.672	32.289	41.764	2	1:50.725
77	5	5:40.315	35.972	32.160	42.125	3	1:50.257
95	5	7:31.426	36.242	33.099	41.770	4	1:51.111
112	5	9:21.763	35.952	32.491	41.894	5	1:50.337
130	5	11:13.490	36.132	33.056	42.539	6	1:51.727
146	5	13:04.650	36.250	32.695	42.215	7	1:51.160
162	5	14:55.252	36.037	32.418	42.147	8	1:50.602
178	5	16:46.655	36.570	32.814	42.019	9	1:51.403
195	5	18:37.525	36.102	32.775	41.993	10	1:50.870
211	5	20:29.192	36.314	33.302	42.051	11	1:51.667
227	5	[IN] 22:12.750	36.088	32.636	34.834	12	
266		27:21.628					FINISH



RENCONTRES
PEUGEOT
SPORT

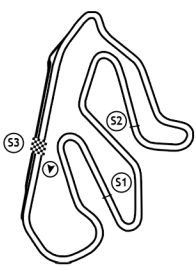
208
RACING CUP

RENCONTRES PEUGEOT SPORT
208 RACING CUP
Course 2
Historique

CIRCUIT DE LEDENON - 3,150 KM
20 & 21 SEPTEMBRE 2014

Seq	Num	Heure	Secteur 1	Secteur 2	Secteur 3	Tour	Temps
8 TEAM RAGA							
18							START
49	8	2:02.510	38.199	33.160	42.440	1	
66	8	3:53.394	36.026	33.001	41.857	2	1:50.884
83	8	5:44.025	36.003	32.754	41.874	3	1:50.631
100	8	7:35.149	36.318	32.643	42.163	4	1:51.124
117	8	9:26.601	36.518	32.604	42.330	5	1:51.452
134	8	11:18.708	36.714	33.206	42.187	6	1:52.107
150	8	13:10.270	36.388	33.032	42.142	7	1:51.562
166	8	15:02.219	36.689	32.685	42.575	8	1:51.949
182	8	16:54.212	36.539	32.790	42.664	9	1:51.993
199	8	18:45.610	36.426	32.422	42.550	10	1:51.398
215	8	20:37.345	36.415	32.711	42.609	11	1:51.735
231	8	22:28.750	36.580	32.744	42.081	12	1:51.405
247	8	24:20.867	36.351	32.818	42.948	13	1:52.117
264	8	26:14.367	37.538	33.340	42.622	14	1:53.500
266		27:21.628					FINISH
280	8	28:08.162	36.928	33.476	43.391	15	1:53.795





RENCONTRES
PEUGEOT
SPORT

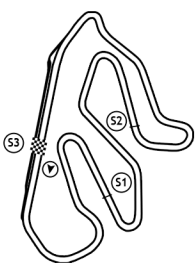
208
RACING CUP

RENCONTRES PEUGEOT SPORT
208 RACING CUP
Course 2
Historique

CIRCUIT DE LEDENON - 3,150 KM
20 & 21 SEPTEMBRE 2014

Seq	Num	Heure	Secteur 1	Secteur 2	Secteur 3	Tour	Temps
9 GM SPORT							
18							START
53	9	2:07.399	38.793	32.921	49.173	1	
70	9	3:58.062	36.167	32.466	42.030	2	1:50.663
87	9	5:48.852	36.018	32.578	42.194	3	1:50.790
104	9	7:39.347	36.143	32.421	41.931	4	1:50.495
121	9	9:29.945	36.035	32.468	42.095	5	1:50.598
137	9	11:21.415	36.926	32.504	42.040	6	1:51.470
153	9	13:13.142	36.546	33.028	42.153	7	1:51.727
170	9	15:06.125	36.547	34.190	42.246	8	1:52.983
184	9	16:57.518	36.298	32.734	42.361	9	1:51.393
201	9	18:48.463	36.128	32.414	42.403	10	1:50.945
217	9	20:39.372	36.112	32.445	42.352	11	1:50.909
233	9	22:30.354	36.044	32.550	42.388	12	1:50.982
248	9	24:21.343	36.085	32.450	42.454	13	1:50.989
262	9	26:12.897	36.717	32.491	42.346	14	1:51.554
266		27:21.628					FINISH
278	9	28:04.105	36.181	32.698	42.329	15	1:51.208





RENCONTRES
PEUGEOT
SPORT

208
RACING CUP

RENCONTRES PEUGEOT SPORT

208 RACING CUP

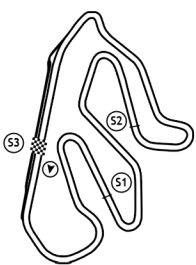
Course 2

Historique

CIRCUIT DE LEDENON - 3,150 KM
20 & 21 SEPTEMBRE 2014

Seq	Num	Heure	Secteur 1	Secteur 2	Secteur 3	Tour	Temps
11 GP COMPETITION							
18							START
38	11	1:55.768	38.632	31.529	41.279	1	
55	11	3:44.494	35.597	31.702	41.427	2	1:48.726
72	11	5:33.361	35.411	31.878	41.578	3	1:48.867
89	11	7:22.716	35.761	31.851	41.743	4	1:49.355
106	11	9:12.162	35.635	32.110	41.701	5	1:49.446
123	11	11:01.366	35.578	31.900	41.726	6	1:49.204
140	11	12:50.557	35.708	32.006	41.477	7	1:49.191
156	11	14:40.109	35.951	31.931	41.670	8	1:49.552
172	11	16:29.168	35.672	31.760	41.627	9	1:49.059
188	11	18:18.504	35.605	32.002	41.729	10	1:49.336
205	11	20:08.084	35.895	31.937	41.748	11	1:49.580
221	11	21:57.836	35.851	32.083	41.818	12	1:49.752
237	11	23:47.589	36.007	31.999	41.747	13	1:49.753
253	11	25:37.489	36.101	32.207	41.592	14	1:49.900
266		27:21.628					FINISH
269	11	27:26.958	35.938	32.016	41.515	15	1:49.469





RENCONTRES
PEUGEOT
SPORT

208
RACING CUP

RENCONTRES PEUGEOT SPORT

208 RACING CUP

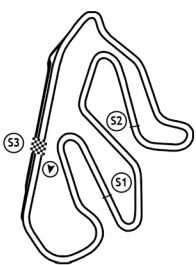
Course 2

Historique

CIRCUIT DE LEDENON - 3,150 KM
20 & 21 SEPTEMBRE 2014

Seq	Num	Heure	Secteur 1	Secteur 2	Secteur 3	Tour	Temps
14 SETUP RACING							
18							START
44	14	2:00.713	38.309	32.655	42.119	1	
62	14	3:51.523	36.327	33.003	41.480	2	1:50.810
79	14	5:41.082	35.815	32.090	41.654	3	1:49.559
96	14	7:31.643	35.845	32.967	41.749	4	1:50.561
113	14	9:22.044	35.976	32.405	42.020	5	1:50.401
129	14	11:13.262	35.901	33.235	42.082	6	1:51.218
147	14	13:05.198	36.632	33.592	41.712	7	1:51.936
163	14	14:55.547	36.399	32.168	41.782	8	1:50.349
179	14	16:47.146	36.296	33.101	42.202	9	1:51.599
196	14	18:37.868	35.901	32.552	42.269	10	1:50.722
212	14	20:29.399	36.138	33.630	41.763	11	1:51.531
228	14	22:20.714	36.775	32.378	42.162	12	1:51.315
243	14	24:11.559	36.342	32.457	42.046	13	1:50.845
258	14	26:02.161	36.351	32.311	41.940	14	1:50.602
266		27:21.628					FINISH
274	14	27:52.715	36.054	32.495	42.005	15	1:50.554





RENCONTRES
PEUGEOT
SPORT

208
RACING CUP

RENCONTRES PEUGEOT SPORT

208 RACING CUP

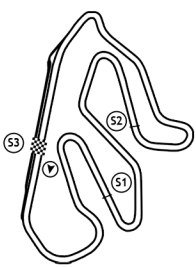
Course 2

Historique

CIRCUIT DE LEDENON - 3,150 KM
20 & 21 SEPTEMBRE 2014

Seq	Num	Heure	Secteur 1	Secteur 2	Secteur 3	Tour	Temps
16 NEW TEAM COMPETITION							
18							START
52	16	2:04.039	39.097	33.127	42.300	1	
69	16	3:55.286	36.428	32.668	42.151	2	1:51.247
86	16	5:46.538	36.539	32.684	42.029	3	1:51.252
103	16	7:37.988	36.457	32.891	42.102	4	1:51.450
120	16	9:29.570	36.688	32.714	42.180	5	1:51.582
138	16	11:22.099	37.257	33.241	42.031	6	1:52.529
154	16	13:13.612	36.194	33.084	42.235	7	1:51.513
169	16	15:05.545	36.682	32.933	42.318	8	1:51.933
185	16	16:57.949	36.798	33.488	42.118	9	1:52.404
202	16	18:48.708	36.259	32.561	41.939	10	1:50.759
218	16	20:39.957	36.321	32.741	42.187	11	1:51.249
234	16	22:30.788	36.274	32.635	41.922	12	1:50.831
249	16	24:21.614	36.054	32.615	42.157	13	1:50.826
263	16	26:13.383	36.898	32.971	41.900	14	1:51.769
266		27:21.628					FINISH
279	16	28:04.817	36.346	32.919	42.169	15	1:51.434





RENCONTRES
PEUGEOT
SPORT

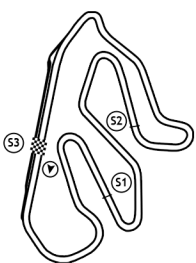
208
RACING CUP

RENCONTRES PEUGEOT SPORT
208 RACING CUP
Course 2
Historique

CIRCUIT DE LEDENON - 3,150 KM
20 & 21 SEPTEMBRE 2014

Seq	Num	Heure	Secteur 1	Secteur 2	Secteur 3	Tour	Temps
17 NEW TEAM COMPETITION							
18							START
47	17	2:01.832	38.403	33.013	42.471	1	
64	17	3:52.303	35.991	32.701	41.779	2	1:50.471
81	17	5:42.284	35.985	32.306	41.690	3	1:49.981
97	17	7:32.589	35.917	32.520	41.868	4	1:50.305
114	17	9:22.857	36.221	32.180	41.867	5	1:50.268
131	17	11:13.812	35.916	32.855	42.184	6	1:50.955
266		27:21.628					FINISH





RENCONTRES
PEUGEOT
SPORT

208
RACING CUP

RENCONTRES PEUGEOT SPORT

208 RACING CUP

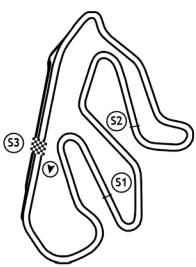
Course 2

Historique

CIRCUIT DE LEDENON - 3,150 KM
20 & 21 SEPTEMBRE 2014

Seq	Num	Heure	Secteur 1	Secteur 2	Secteur 3	Tour	Temps
20 TEAM CLAIRET SPORT							
18							START
40	20	1:56.721	39.107	31.707	41.253	1	
57	20	3:45.301	35.404	31.782	41.394	2	1:48.580
74	20	5:34.569	35.958	32.013	41.297	3	1:49.268
91	20	7:23.997	35.728	32.292	41.408	4	1:49.428
108	20	9:12.956	35.532	31.925	41.502	5	1:48.959
125	20	11:02.083	35.635	31.994	41.498	6	1:49.127
142	20	12:51.410	35.772	32.040	41.515	7	1:49.327
158	20	14:40.924	35.966	32.054	41.494	8	1:49.514
175	20	16:34.225				9	1:53.301
189	20	18:20.338	2:25.224	32.506	41.687	10	1:46.113
206	20	20:09.482	35.608	32.039	41.497	11	1:49.144
222	20	21:58.534	35.565	32.095	41.392	12	1:49.052
238	20	23:47.811	35.595	32.108	41.574	13	1:49.277
252	20	25:36.847	35.587	32.001	41.448	14	1:49.036
266		27:21.628					FINISH
268	20	27:25.855	35.577	32.045	41.386	15	1:49.008





RENCONTRES
PEUGEOT
SPORT

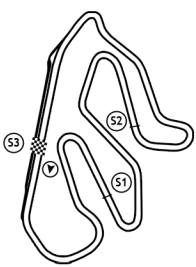
208
RACING CUP

RENCONTRES PEUGEOT SPORT
208 RACING CUP
Course 2
Historique

CIRCUIT DE LEDENON - 3,150 KM
20 & 21 SEPTEMBRE 2014

Seq	Num	Heure	Secteur 1	Secteur 2	Secteur 3	Tour	Temps
21 TEAM CLAIRET SPORT							
18							START
37	21	1:55.051	38.928	31.566	41.298	1	
54	21	3:43.507	35.438	31.723	41.295	2	1:48.456
71	21	5:32.137	35.482	31.788	41.360	3	1:48.630
88	21	7:21.057	35.564	31.892	41.464	4	1:48.920
105	21	9:10.097	35.536	31.966	41.538	5	1:49.040
122	21	10:59.417	35.825	31.892	41.603	6	1:49.320
139	21	12:48.583	35.600	31.912	41.654	7	1:49.166
155	21	14:37.908	35.761	31.847	41.717	8	1:49.325
171	21	16:27.071	35.647	31.894	41.622	9	1:49.163
187	21	18:16.404	35.657	31.962	41.714	10	1:49.333
204	21	20:05.902	35.695	31.902	41.901	11	1:49.498
220	21	21:55.349	35.676	31.965	41.806	12	1:49.447
236	21	23:44.950	35.968	31.940	41.693	13	1:49.601
251	21	25:34.713	35.966	31.942	41.855	14	1:49.763
266		27:21.628					FINISH
267	21	27:23.936	35.712	31.853	41.658	15	1:49.223





RENCONTRES
PEUGEOT
SPORT

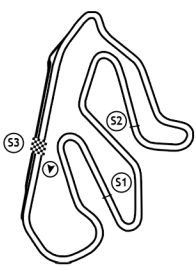
208
RACING CUP

RENCONTRES PEUGEOT SPORT
208 RACING CUP
Course 2
Historique

CIRCUIT DE LEDENON - 3,150 KM
20 & 21 SEPTEMBRE 2014

Seq	Num	Heure	Secteur 1	Secteur 2	Secteur 3	Tour	Temps
22 GM SPORT							
18							START
48	22	2:02.248	38.190	33.086	42.485	1	
65	22	3:52.717	36.007	32.688	41.774	2	1:50.469
82	22	5:43.112	36.080	32.443	41.872	3	1:50.395
99	22	7:33.278	35.830	32.368	41.968	4	1:50.166
116	22	9:23.927	36.224	32.426	41.999	5	1:50.649
133	22	11:15.021	36.179	32.651	42.264	6	1:51.094
148	22	13:07.355	36.149	33.153	43.032	7	1:52.334
164	22	14:57.637	36.181	32.340	41.761	8	1:50.282
180	22	16:48.364	36.074	32.514	42.139	9	1:50.727
197	22	18:38.702	35.930	32.484	41.924	10	1:50.338
213	22	20:29.906	35.963	32.878	42.363	11	1:51.204
229	22	22:21.242	36.217	32.986	42.133	12	1:51.336
244	22	24:12.116	36.327	32.583	41.964	13	1:50.874
259	22	26:02.861	36.311	32.565	41.869	14	1:50.745
266		27:21.628					FINISH
275	22	27:53.166	35.919	32.523	41.863	15	1:50.305





RENCONTRES
PEUGEOT
SPORT

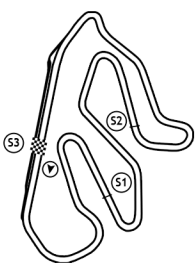
208
RACING CUP

RENCONTRES PEUGEOT SPORT
208 RACING CUP
Course 2
Historique

CIRCUIT DE LEDENON - 3,150 KM
20 & 21 SEPTEMBRE 2014

Seq	Num	Heure	Secteur 1	Secteur 2	Secteur 3	Tour	Temps
23 AK COMPETITION							
18							START
45	23	2:01.035	38.550	33.174	41.978	1	
61	23	3:51.238	36.034	32.696	41.473	2	1:50.203
78	23	5:40.497	35.719	32.116	41.424	3	1:49.259
94	23	7:30.834	36.272	32.570	41.495	4	1:50.337
111	23	9:20.614	35.941	32.221	41.618	5	1:49.780
128	23	11:10.493	35.995	32.261	41.623	6	1:49.879
145	23	13:00.759	36.163	32.262	41.841	7	1:50.266
161	23	14:50.282	35.958	32.072	41.493	8	1:49.523
177	23	16:39.948	35.960	32.139	41.567	9	1:49.666
194	23	18:30.077	36.122	32.195	41.812	10	1:50.129
210	23	20:20.187	36.141	32.214	41.755	11	1:50.110
226	23	22:10.054	36.081	32.169	41.617	12	1:49.867
242	23	24:00.292	36.269	32.198	41.771	13	1:50.238
257	23	25:50.336	36.047	32.275	41.722	14	1:50.044
266		27:21.628					FINISH
273	23	27:40.740	36.475	32.241	41.688	15	1:50.404





RENCONTRES
PEUGEOT
SPORT

208
RACING CUP

RENCONTRES PEUGEOT SPORT

208 RACING CUP

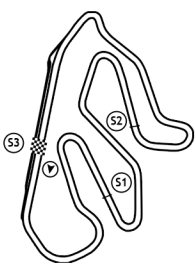
Course 2

Historique

CIRCUIT DE LEDENON - 3,150 KM
20 & 21 SEPTEMBRE 2014

Seq	Num	Heure	Secteur 1	Secteur 2	Secteur 3	Tour	Temps
27 HRC							
18							START
50	27	2:02.993	38.460	32.519	42.606	1	
67	27	3:53.845	36.010	33.036	41.806	2	1:50.852
84	27	5:44.502	36.117	32.434	42.106	3	1:50.657
101	27	7:35.349	36.166	32.773	41.908	4	1:50.847
118	27	9:27.072	36.664	32.639	42.420	5	1:51.723
135	27	11:19.103	36.506	33.204	42.321	6	1:52.031
151	27	13:10.755	36.577	32.688	42.387	7	1:51.652
167	27	15:03.768	36.510	33.079	43.424	8	1:53.013
183	27	16:55.514	36.457	32.632	42.657	9	1:51.746
200	27	18:46.863	36.348	32.762	42.239	10	1:51.349
216	27	20:37.847	36.250	32.733	42.001	11	1:50.984
232	27	22:29.182	36.546	32.652	42.137	12	1:51.335
246	27	24:20.829	36.338	32.721	42.588	13	1:51.647
261	27	26:12.514	36.476	32.867	42.342	14	1:51.685
266		27:21.628					FINISH
277	27	28:04.048	36.874	32.699	41.961	15	1:51.534





RENCONTRES
PEUGEOT
SPORT

208
RACING CUP

RENCONTRES PEUGEOT SPORT

208 RACING CUP

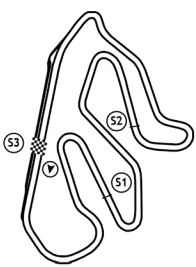
Course 2

Historique

CIRCUIT DE LEDENON - 3,150 KM
20 & 21 SEPTEMBRE 2014

Seq	Num	Heure	Secteur 1	Secteur 2	Secteur 3	Tour	Temps
31 GPA RACING							
18							START
46	31	2:01.452	38.731	32.873	43.050	1	
63	31	3:51.893	36.075	32.506	41.860	2	1:50.441
80	31	5:41.786	36.057	32.273	41.563	3	1:49.893
98	31	7:32.935	35.772	32.654	42.723	4	1:51.149
115	31	9:23.245	36.195	32.343	41.772	5	1:50.310
132	31	11:14.155	36.108	32.590	42.212	6	1:50.910
149	31	13:07.735	36.361	33.832	43.387	7	1:53.580
165	31	14:58.008	36.203	32.375	41.695	8	1:50.273
181	31	16:49.293	36.068	32.808	42.409	9	1:51.285
198	31	18:40.018	36.177	32.461	42.087	10	1:50.725
214	31	20:31.502	36.372	33.199	41.913	11	1:51.484
230	31	22:22.442	36.133	32.898	41.909	12	1:50.940
245	31	24:13.221	36.338	32.628	41.813	13	1:50.779
260	31	26:04.173	36.070	33.029	41.853	14	1:50.952
266		27:21.628					FINISH
276	31	27:55.286	36.352	32.671	42.090	15	1:51.113





RENCONTRES
PEUGEOT
SPORT

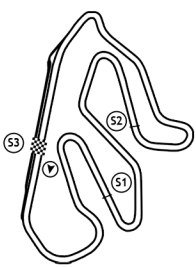
208
RACING CUP

RENCONTRES PEUGEOT SPORT
208 RACING CUP
Course 2
Historique

CIRCUIT DE LEDENON - 3,150 KM
20 & 21 SEPTEMBRE 2014

Seq	Num	Heure	Secteur 1	Secteur 2	Secteur 3	Tour	Temps
37 AK COMPETITION							
18							START
51	37	2:03.436	38.848	32.904	42.360	1	
68	37	3:54.633	36.437	32.499	42.261	2	1:51.197
85	37	5:45.800	36.498	32.589	42.080	3	1:51.167
102	37	7:37.438	36.348	33.173	42.117	4	1:51.638
119	37	9:29.115	36.527	32.898	42.252	5	1:51.677
136	37	11:20.629	36.633	32.830	42.051	6	1:51.514
152	37	13:12.795	36.959	32.972	42.235	7	1:52.166
168	37	15:05.087	37.144	32.627	42.521	8	1:52.292
186	37	16:58.610	36.826	34.458	42.239	9	1:53.523
203	37	18:51.549	36.585	33.728	42.626	10	1:52.939
219	37	20:43.589	36.726	32.856	42.458	11	1:52.040
235	37	22:36.633	37.438	33.008	42.598	12	1:53.044
250	37	24:29.575	36.787	33.177	42.978	13	1:52.942
265	37	26:21.763	36.693	33.272	42.223	14	1:52.188
266		27:21.628					FINISH
281	37	28:14.364	36.842	33.459	42.300	15	1:52.601





RENCONTRES
PEUGEOT
SPORT

208
RACING CUP

RENCONTRES PEUGEOT SPORT
208 RACING CUP
Course 2
Historique

CIRCUIT DE LEDENON - 3,150 KM
20 & 21 SEPTEMBRE 2014

Seq	Num	Heure	Secteur 1	Secteur 2	Secteur 3	Tour	Temps
49 MRG RACING							
18							START
41	49	1:58.802	38.578	32.743	41.290	1	
58	49	3:47.608	35.499	31.898	41.409	2	1:48.806
75	49	5:36.501	35.629	31.795	41.469	3	1:48.893
92	49	7:25.941	35.925	31.962	41.553	4	1:49.440
109	49	9:15.053	35.685	31.877	41.550	5	1:49.112
126	49	11:04.214	35.652	32.023	41.486	6	1:49.161
144	49	12:59.056	35.648	36.532	42.662	7	1:54.842
160	49	14:48.293	35.781	31.963	41.493	8	1:49.237
176	49	16:38.071	35.829	32.017	41.932	9	1:49.778
193	49	18:27.715	35.726	31.989	41.929	10	1:49.644
209	49	20:17.667	35.899	32.300	41.753	11	1:49.952
225	49	22:07.210	35.818	32.006	41.719	12	1:49.543
241	49	23:56.806	35.828	31.955	41.813	13	1:49.596
256	49	25:46.559	36.008	32.009	41.736	14	1:49.753
266		27:21.628					FINISH
272	49	27:36.048	35.801	31.907	41.781	15	1:49.489

