

RENCONTRES
PEUGEOT
SPORT

208
RACING CUP

RENCONTRES PEUGEOT SPORT

208 RACING CUP

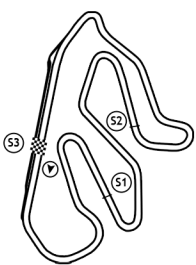
Essais Qualificatifs - Séance 2

Classement

CIRCUIT DE LEDENON - 3,150 KM
20 & 21 SEPTEMBRE 2014

Cl	Num	Team Concurrent	Pilote	Tri	Temps	Ecart	Secteur 1	Secteur 2	Secteur 3	Tour	Vitesse
1	21	TEAM CLAIRET SPORT	CLAIRET Jimmy		1:55.482		37.937	34.115	43.430	5	98,19
2	11	GP COMPETITION	GUYONNET Xavier		1:55.602	+0.120	37.834	34.461	43.307	5	98,09
3	20	TEAM CLAIRET SPORT	CLAIRET Teddy		1:55.663	+0.181	38.278	34.109	43.276	5	98,04
4	4	NO LIMIT RACING	CIAMIN Nicolas	JR	1:55.796	+0.314	37.909	34.371	43.516	5	97,93
5	3	SETUP RACING	BAZIRET Yoann		1:55.881	+0.399	38.250	34.386	43.245	8	97,85
6	5	THIEBE AUTO	JURADO Anthony	JR	1:56.285	+0.803	37.948	34.468	43.869	10	97,51
7	49	MRG RACING	ROPARS Kévin		1:56.338	+0.856	38.546	34.384	43.408	10	97,47
8	9	GM SPORT	PRETIN Antoine		1:56.416	+0.934	38.513	34.132	43.771	7	97,40
9	31	GPA RACING	JIMENEZ Kévin		1:56.616	+1.134	38.651	34.519	43.446	9	97,24
10	23	AK COMPETITION	GULDENFELS Dorian	JR	1:56.762	+1.280	38.832	34.300	43.630	5	97,12
11	14	SETUP RACING	BLIN Frederic		1:56.882	+1.400	38.825	34.165	43.892	8	97,02
12	17	NEW TEAM COMPETITION	BLAISE Thierry		1:57.493	+2.011	39.139	34.459	43.895	10	96,51
13	22	GM SPORT	LE MARCHAND Damien		1:57.767	+2.285	38.873	34.775	44.119	9	96,29
14	8	TEAM RAGA	RAGA Laurent		1:59.104	+3.622	39.403	35.398	44.303	7	95,21
15	27	HRC	ANGLADE Laurent		1:59.363	+3.881	39.724	35.632	44.007	7	95,00
16	16	NEW TEAM COMPETITION	SAUGET Christophe		2:02.575	+7.093	40.734	35.931	45.910	8	92,51
17	37	AK COMPETITION	BERTAPPELLE Ilona	JR	2:05.050	+9.568	41.454	36.453	47.143	4	90,68





RENCONTRES
PEUGEOT
SPORT

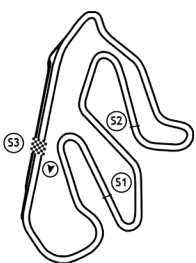
208
RACING CUP

RENCONTRES PEUGEOT SPORT
208 RACING CUP
Essais Qualificatifs - Séance 2
Historique

CIRCUIT DE LEDENON - 3,150 KM
20 & 21 SEPTEMBRE 2014

Seq	Num	Heure	Secteur 1	Secteur 2	Secteur 3	Tour	Temps
3 SETUP RACING							
1							START
22	3	7:42.800		36.008	46.495	1	
26		8:39.579					YELLOW FLAG
34	3	9:52.788	40.279	35.666	54.043	2	2:09.988
37		10:10.121					START
46	3	11:55.614	42.338	35.780	44.708	3	2:02.826
63	3	13:55.090	39.448	35.492	44.536	4	1:59.476
80	3	15:53.948	39.528	35.170	44.160	5	1:58.858
97	3	17:52.115	38.987	35.202	43.978	6	1:58.167
114	3	19:48.634	38.446	34.498	43.575	7	1:56.519
117		20:07.941					FINISH
132	3	21:44.515	38.250	34.386	43.245	8	1:55.881





RENCONTRES
PEUGEOT
SPORT

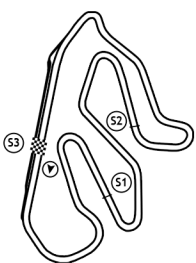
208
RACING CUP

RENCONTRES PEUGEOT SPORT
208 RACING CUP
Essais Qualificatifs - Séance 2
Historique

CIRCUIT DE LEDENON - 3,150 KM
20 & 21 SEPTEMBRE 2014

Seq	Num	Heure	Secteur 1	Secteur 2	Secteur 3	Tour	Temps
4 NO LIMIT RACING							
	1						START
	26	8:39.579					YELLOW FLAG
	37	10:10.121					START
53	4	12:32.055		35.660	45.977	1	
70	4	14:29.829	38.678	34.986	44.110	2	1:57.774
87	4	16:26.886	38.524	34.699	43.834	3	1:57.057
102	4	18:23.389	38.197	34.495	43.811	4	1:56.503
117		20:07.941					FINISH
120	4	20:19.185	37.909	34.371	43.516	5	1:55.796





RENCONTRES
PEUGEOT
SPORT

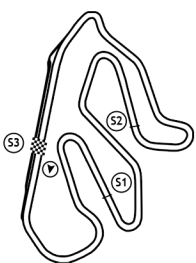
208
RACING CUP

RENCONTRES PEUGEOT SPORT
208 RACING CUP
Essais Qualificatifs - Séance 2
Historique

CIRCUIT DE LEDENON - 3,150 KM
20 & 21 SEPTEMBRE 2014

Seq	Num	Heure	Secteur 1	Secteur 2	Secteur 3	Tour	Temps
5 THIEBE AUTO							
1							START
3	5	2:15.761		35.822	44.937	1	
7	5	4:15.976	39.791	35.659	44.765	2	2:00.215
15	5	6:17.039	39.689	36.361	45.013	3	2:01.063
25	5	8:17.147	39.274	35.666	45.168	4	2:00.108
26		8:39.579					YELLOW FLAG
37		10:10.121					START
38	5	[IN] 10:17.477	40.711	38.534	41.085	5	
60	5	13:16.765		35.857	44.984	6	
77	5	15:15.957	39.039	35.718	44.435	7	1:59.192
93	5	17:14.193	38.757	35.606	43.873	8	1:58.236
109	5	19:11.943	38.758	34.812	44.180	9	1:57.750
117		20:07.941					FINISH
126	5	21:08.228	37.948	34.468	43.869	10	1:56.285





RENCONTRES
PEUGEOT
SPORT

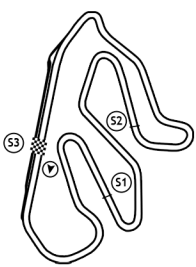
208
RACING CUP

RENCONTRES PEUGEOT SPORT
208 RACING CUP
Essais Qualificatifs - Séance 2
Historique

CIRCUIT DE LEDENON - 3,150 KM
20 & 21 SEPTEMBRE 2014

Seq	Num	Heure	Secteur 1	Secteur 2	Secteur 3	Tour	Temps
8 TEAM RAGA							
	1						START
8	8	4:51.082		36.980	46.081	1	
17	8	6:56.809	40.937	36.275	48.515	2	2:05.727
26		8:39.579					YELLOW FLAG
29	8	8:59.632	40.248	36.252	46.353	3	2:02.823
37		10:10.121					START
43	8	11:05.079	41.290			4	2:05.447
59	8	13:09.883	39.713	35.498	49.593	5	2:04.804
75	8	15:10.458	40.414	35.635	44.526	6	2:00.575
92	8	17:09.562	39.403	35.398	44.303	7	1:59.104
108	8	19:09.294	39.922	35.251	44.559	8	1:59.732
117		20:07.941					FINISH
127	8	21:11.707	39.314	34.984	48.115	9	2:02.413





RENCONTRES
PEUGEOT
SPORT

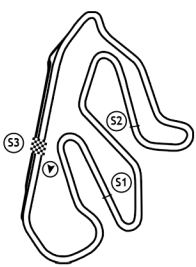
208
RACING CUP

RENCONTRES PEUGEOT SPORT
208 RACING CUP
Essais Qualificatifs - Séance 2
Historique

CIRCUIT DE LEDENON - 3,150 KM
20 & 21 SEPTEMBRE 2014

Seq	Num	Heure	Secteur 1	Secteur 2	Secteur 3	Tour	Temps
9 GM SPORT							
	1						START
13	9	5:07.603		35.924	45.653	1	
26		8:39.579					YELLOW FLAG
37		10:10.121					START
39	9	[IN] 10:29.088	40.328	35.720	4:05.437	2	
62	9	13:21.310		35.362	45.522	3	
79	9	15:20.713	39.461	35.398	44.544	4	1:59.403
95	9	17:22.682	42.261	35.236	44.472	5	2:01.969
112	9	19:20.264	38.976	34.562	44.044	6	1:57.582
117		20:07.941					FINISH
130	9	21:16.680	38.513	34.132	43.771	7	1:56.416





RENCONTRES
PEUGEOT
SPORT

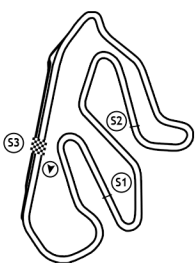
208
RACING CUP

RENCONTRES PEUGEOT SPORT
208 RACING CUP
Essais Qualificatifs - Séance 2
Historique

CIRCUIT DE LEDENON - 3,150 KM
20 & 21 SEPTEMBRE 2014

Seq	Num	Heure	Secteur 1	Secteur 2	Secteur 3	Tour	Temps
11 GP COMPETITION							
1							START
26		8:39.579					YELLOW FLAG
37		10:10.121					START
52	11	12:31.043		36.022	45.499	1	
69	11	14:28.583	38.329	34.865	44.346	2	1:57.540
86	11	16:25.822	38.347	34.828	44.064	3	1:57.239
103	11	18:24.442	38.219	34.613	45.788	4	1:58.620
117		20:07.941					FINISH
121	11	20:20.044	37.834	34.461	43.307	5	1:55.602





RENCONTRES
PEUGEOT
SPORT

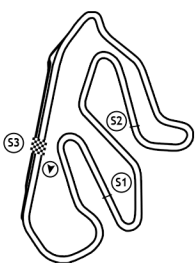
208
RACING CUP

RENCONTRES PEUGEOT SPORT
208 RACING CUP
Essais Qualificatifs - Séance 2
Historique

CIRCUIT DE LEDENON - 3,150 KM
20 & 21 SEPTEMBRE 2014

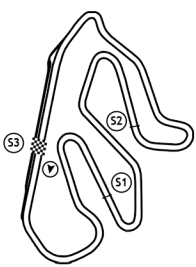
Seq	Num	Heure	Secteur 1	Secteur 2	Secteur 3	Tour	Temps
14 SETUP RACING							
	1						START
23	14	7:44.120		37.355	45.750	1	
26		8:39.579					YELLOW FLAG
35	14	9:53.804	39.710	36.008	53.966	2	2:09.684
37		10:10.121					START
47	14	11:56.811	41.986	36.125	44.896	3	2:03.007
64	14	13:57.472	39.903	35.584	45.174	4	2:00.661
81	14	15:56.867	39.738	35.290	44.367	5	1:59.395
98	14	17:55.108	39.577	34.770	43.894	6	1:58.241
115	14	19:54.403	39.479	35.986	43.830	7	1:59.295
117		20:07.941					FINISH
133	14	21:51.285	38.825	34.165	43.892	8	1:56.882





CIRCUIT DE LEDENON - 3,150 KM
20 & 21 SEPTEMBRE 2014

Seq	Num	Heure	Secteur 1	Secteur 2	Secteur 3	Tour	Temps
16 NEW TEAM COMPETITION							
1							START
6	16	[IN] 3:19.050		41.706	44.434	1	
26		8:39.579					YELLOW FLAG
27	16	8:43.311		37.176	48.070	2	
37		10:10.121					START
40	16	10:56.749	43.552	40.484	49.402	3	2:13.438
57	16	13:08.727	43.328	40.707	47.943	4	2:11.978
76	16	15:12.397	42.695	35.921	45.054	5	2:03.670
96	16	17:37.723	39.975	57.259	48.092	6	2:25.326
113	16	19:40.530	40.689	36.753	45.365	7	2:02.807
117		20:07.941					FINISH
131	16	21:43.105	40.734	35.931	45.910	8	2:02.575



RENCONTRES
PEUGEOT
SPORT

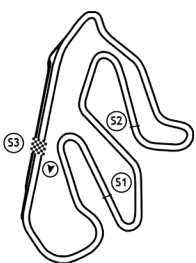
208
RACING CUP

RENCONTRES PEUGEOT SPORT
208 RACING CUP
Essais Qualificatifs - Séance 2
Historique

CIRCUIT DE LEDENON - 3,150 KM
20 & 21 SEPTEMBRE 2014

Seq	Num	Heure	Secteur 1	Secteur 2	Secteur 3	Tour	Temps
17 NEW TEAM COMPETITION							
	1						START
5	17	3:11.747		36.010	45.623	1	
14	17	5:13.610	40.650	36.130	45.083	2	2:01.863
21	17	7:14.880	40.335	35.519	45.416	3	2:01.270
26		8:39.579					YELLOW FLAG
32	17	9:17.000	40.214	35.873	46.036	4	2:02.120
37		10:10.121					START
45	17	11:19.620	41.264			5	2:02.620
61	17	13:19.551	39.830	35.269	44.832	6	1:59.931
78	17	15:18.865	39.475	35.278	44.561	7	1:59.314
94	17	17:17.971	39.258	35.584	44.264	8	1:59.106
111	17	19:15.700	39.068	34.583	44.078	9	1:57.729
117		20:07.941					FINISH
128	17	21:13.193	39.139	34.459	43.895	10	1:57.493





RENCONTRES
PEUGEOT
SPORT

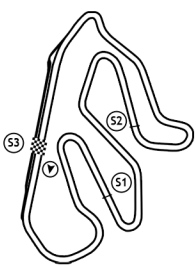
208
RACING CUP

RENCONTRES PEUGEOT SPORT
208 RACING CUP
Essais Qualificatifs - Séance 2
Historique

CIRCUIT DE LEDENON - 3,150 KM
20 & 21 SEPTEMBRE 2014

Seq	Num	Heure	Secteur 1	Secteur 2	Secteur 3	Tour	Temps
20 TEAM CLAIRET SPORT							
1							START
26		8:39.579					YELLOW FLAG
37		10:10.121					START
50	20	12:29.056		35.549	45.273	1	
67	20	14:25.615	38.118	34.520	43.921	2	1:56.559
84	20	16:22.481	38.047	34.523	44.296	3	1:56.866
100	20	18:18.961	38.279	34.520	43.681	4	1:56.480
117		20:07.941					FINISH
118	20	20:14.624	38.278	34.109	43.276	5	1:55.663





RENCONTRES
PEUGEOT
SPORT

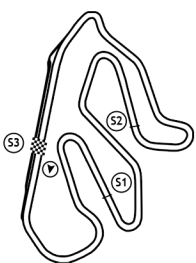
208
RACING CUP

RENCONTRES PEUGEOT SPORT
208 RACING CUP
Essais Qualificatifs - Séance 2
Historique

CIRCUIT DE LEDENON - 3,150 KM
20 & 21 SEPTEMBRE 2014

Seq	Num	Heure	Secteur 1	Secteur 2	Secteur 3	Tour	Temps
21 TEAM CLAIRET SPORT							
1							START
26		8:39.579					YELLOW FLAG
37		10:10.121					START
51	21	12:29.615		35.886	44.824	1	
68	21	14:26.828	38.509	34.537	44.167	2	1:57.213
85	21	16:23.960	38.493	34.664	43.975	3	1:57.132
101	21	18:20.557	38.269	34.381	43.947	4	1:56.597
117		20:07.941					FINISH
119	21	20:16.039	37.937	34.115	43.430	5	1:55.482





RENCONTRES
PEUGEOT
SPORT

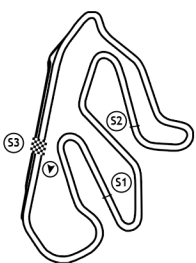
208
RACING CUP

RENCONTRES PEUGEOT SPORT
208 RACING CUP
Essais Qualificatifs - Séance 2
Historique

CIRCUIT DE LEDENON - 3,150 KM
20 & 21 SEPTEMBRE 2014

Seq	Num	Heure	Secteur 1	Secteur 2	Secteur 3	Tour	Temps
22 GM SPORT							
	1						START
12	22	5:06.787		36.560	45.437	1	
20	22	7:08.034	40.192	35.964	45.091	2	2:01.247
26		8:39.579					YELLOW FLAG
33	22	9:24.634	42.430	41.106	53.064	3	2:16.600
37		10:10.121					START
48	22	11:58.502	53.590	45.266	55.012	4	2:33.868
65	22	14:01.369	40.635	35.654	46.578	5	2:02.867
82	22	16:00.580	39.283	35.263	44.665	6	1:59.211
99	22	17:59.880	39.566	35.250	44.484	7	1:59.300
116	22	19:58.483	39.416	35.058	44.129	8	1:58.603
117		20:07.941					FINISH
134	22	21:56.250	38.873	34.775	44.119	9	1:57.767





RENCONTRES
PEUGEOT
SPORT

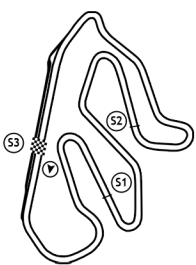
208
RACING CUP

RENCONTRES PEUGEOT SPORT
208 RACING CUP
Essais Qualificatifs - Séance 2
Historique

CIRCUIT DE LEDENON - 3,150 KM
20 & 21 SEPTEMBRE 2014

Seq	Num	Heure	Secteur 1	Secteur 2	Secteur 3	Tour	Temps
23 AK COMPETITION							
1							START
26		8:39.579					YELLOW FLAG
37		10:10.121					START
54	23	12:43.184		46.287	44.941	1	
71	23	14:42.097	39.171	35.511	44.231	2	1:58.913
88	23	16:40.307	39.067	34.889	44.254	3	1:58.210
105	23	18:37.176	38.371	34.682	43.816	4	1:56.869
117		20:07.941					FINISH
122	23	20:33.938	38.832	34.300	43.630	5	1:56.762





RENCONTRES
PEUGEOT
SPORT

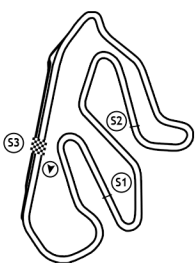
208
RACING CUP

RENCONTRES PEUGEOT SPORT
208 RACING CUP
Essais Qualificatifs - Séance 2
Historique

CIRCUIT DE LEDENON - 3,150 KM
20 & 21 SEPTEMBRE 2014

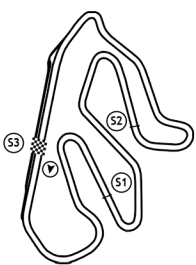
Seq	Num	Heure	Secteur 1	Secteur 2	Secteur 3	Tour	Temps
27 HRC							
	1						START
10	27	4:58.262		36.773	45.938	1	
19	27	7:04.330	44.055	37.016	44.997	2	2:06.068
26		8:39.579					YELLOW FLAG
31	27	9:05.561	39.950	35.968	45.313	3	2:01.234
37		10:10.121					START
44	27	11:07.843	40.756			4	2:02.282
58	27	13:09.035	39.493	35.900	45.799	5	2:01.192
74	27	15:09.312	40.493	35.622	44.162	6	2:00.277
91	27	17:08.675	39.724	35.632	44.007	7	1:59.363
110	27	19:12.466	41.937	35.210	46.644	8	2:03.791
117		20:07.941					FINISH
129	27	21:13.685	40.728	36.381	44.110	9	2:01.219





CIRCUIT DE LEDENON - 3,150 KM
20 & 21 SEPTEMBRE 2014

Seq	Num	Heure	Secteur 1	Secteur 2	Secteur 3	Tour	Temps
31 GPA RACING							
	1						START
9	31	4:54.858		35.643	44.446	1	
16	31	6:54.972	39.403	35.790	44.921	2	2:00.114
26		8:39.579					YELLOW FLAG
28	31	8:56.237	39.828	35.878	45.559	3	2:01.265
37		10:10.121					START
41	31	11:02.926	42.881			4	2:06.689
55	31	13:01.968	39.746	35.113	44.183	5	1:59.042
72	31	15:00.613	39.404	35.049	44.192	6	1:58.645
89	31	16:59.240	39.344	35.099	44.184	7	1:58.627
106	31	18:57.842	39.437	34.853	44.312	8	1:58.602
117		20:07.941					FINISH
124	31	20:54.458	38.651	34.519	43.446	9	1:56.616



RENCONTRES
PEUGEOT
SPORT

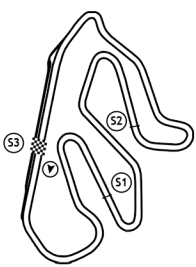
208
RACING CUP

RENCONTRES PEUGEOT SPORT
208 RACING CUP
Essais Qualificatifs - Séance 2
Historique

CIRCUIT DE LEDENON - 3,150 KM
20 & 21 SEPTEMBRE 2014

Seq	Num	Heure	Secteur 1	Secteur 2	Secteur 3	Tour	Temps
37 AK COMPETITION							
	1						START
24	37	7:44.688		37.778	50.715	1	
26		8:39.579					YELLOW FLAG
36	37	9:54.552	41.643	36.788	51.433	2	2:09.864
37		10:10.121					START
49	37	12:02.079	43.201	36.785	47.541	3	2:07.527
66	37	14:07.129	41.454	36.453	47.143	4	2:05.050
83	37	16:13.945	42.075	36.895	47.846	5	2:06.816
104	37	18:29.225	43.622	38.114	53.544	6	2:15.280
117		20:07.941					FINISH
123	37	20:36.925	42.011	37.026	48.663	7	2:07.700





RENCONTRES
PEUGEOT
SPORT

208
RACING CUP

RENCONTRES PEUGEOT SPORT
208 RACING CUP
Essais Qualificatifs - Séance 2
Historique

CIRCUIT DE LEDENON - 3,150 KM
20 & 21 SEPTEMBRE 2014

Seq	Num	Heure	Secteur 1	Secteur 2	Secteur 3	Tour	Temps
49 MRG RACING							
1							START
4	49	3:03.890		35.564	44.428	1	
11	49	5:03.217	39.542	35.388	44.397	2	1:59.327
18	49	7:02.207	39.306	35.082	44.602	3	1:58.990
26		8:39.579					YELLOW FLAG
30	49	9:01.391	39.224	35.219	44.744	4	1:59.184
37		10:10.121					START
42	49	11:04.240	40.172			5	2:02.849
56	49	13:02.861	39.264	34.937	44.420	6	1:58.621
73	49	15:05.972	39.085	35.201	48.825	7	2:03.111
90	49	17:03.588	38.653	35.086	43.877	8	1:57.616
107	49	19:00.578	38.807	34.696	43.487	9	1:56.990
117		20:07.941					FINISH
125	49	20:56.916	38.546	34.384	43.408	10	1:56.338

